

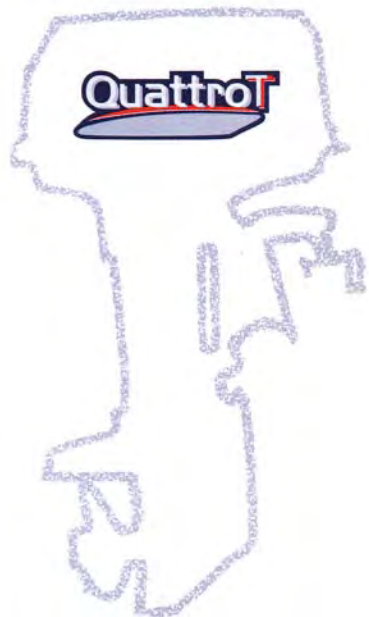
Sei Whale 200

Production year 2019

Production année 2019

PARTS CATALOGUE

CATALOGUE DE PIÈCES DÉTACHÉES



ENGINE STARTING SERIAL NUMBER

Sei Whale 200 Right (6DV):1011364

Sei Whale 200 Left (6DW):1006251



FOREWORD

This Parts Catalogue is related to the parts for the model(s) on the cover page. When you are ordering replacement parts, please refer to this Parts Catalogue and quote both part numbers and part names correctly.

1. Modifications or additions which have been made after the issue of the Parts Catalogue will be announced in the Parts News.
It is advisable that you make the necessary corrections to the Parts Catalogue according to the Parts News.

2. Abbreviations

The following abbreviations are used in this Parts Catalogue.

“UR” Use specified parts number.

“UN” Use as many as needed.

“AP” Alternate Parts

“LM” Locally Made (Parts need to be ordered locally)

“F#” Frame No. (Applicable machine No.)

“O/S” Over Size

3. The number of components for assembly

- Parts, which are to be supplied in an assembly, are listed with a dot (.) in front of the part name as shown below.
- The numeral appearing to the right of each component part indicates the quantity of parts for each assembly unit.

PART NO.	DESCRIPTION	Q'TY	REMARKS
2F5-83310-60	FRONT FLASHER LIGHT ASSY	2	
115-83311-60	.BULB (6V-18W)	1	

4. Applicable colours of graphics are represented in the “REMARKS” as shown below.

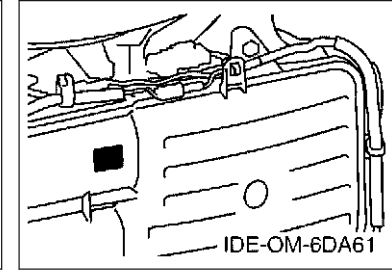
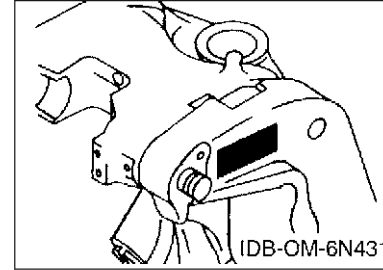
PART NO.	DESCRIPTION	Q'TY	REMARKS
2N4-24110-00-X5	FUEL TANK COMP.	2	MXR
3J1-24240-10	.GRAPHIC, FUEL TANK	1	FOR MXR

5. Note that the illustrations for reference in finding parts numbers are not to be used for assembling. When assembling, please use the applicable service manual.

6. The asterisk (*) before a reference number indicates modified items after the first edition.

7. Applicable Serial No.

Engine Serial No.



8. Applicable Engine Starting Serial No.

Model	Serial No.	Model	Serial No.
F200G	6DV-1011364	FL200G	6DW-1006251

9. Applicable Colour Code

Abbreviation	Colour Name	Colour Code
DBN1	DARK BLUISH GRAY 1	008D

10. Quantity Column Information

Column No.	Name Of Q'ty Column	Applicable Model
1	6DV7	F200GET
2	6DW7	FL200GET

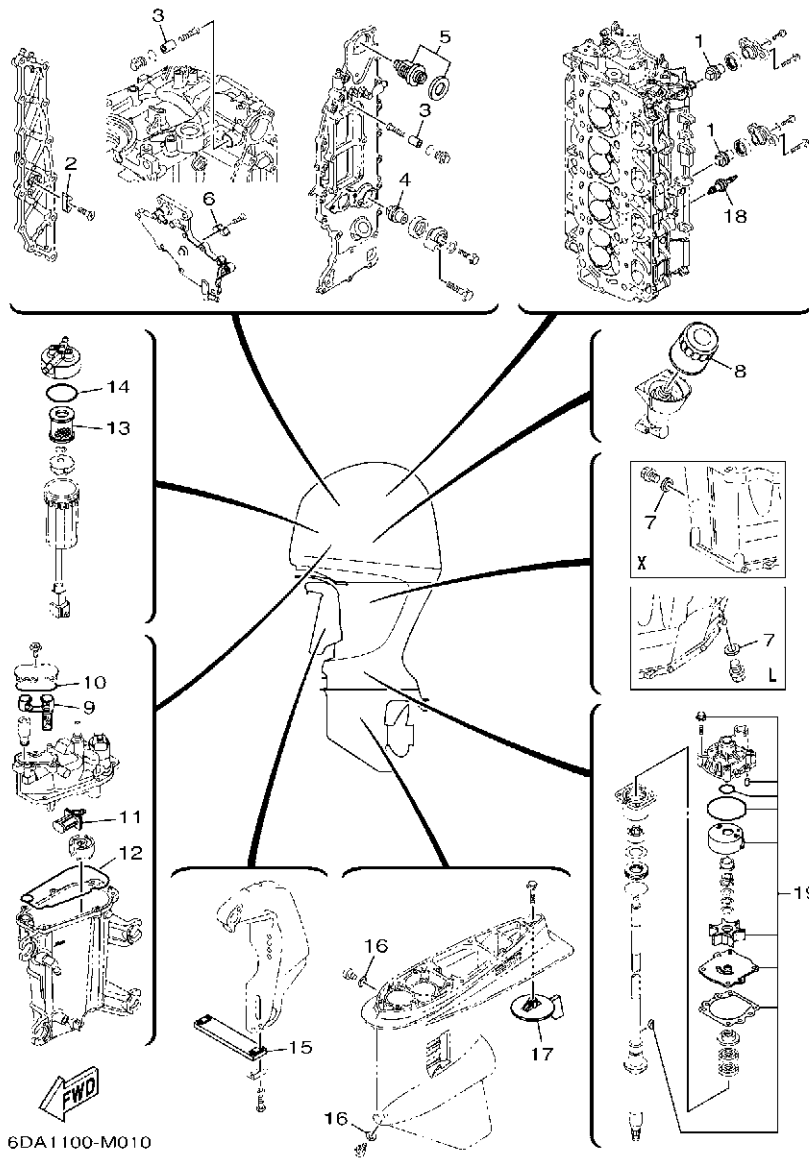


FIG. 1 SCHEDULED SERVICE PARTS

PIECES MAINTENANCE PERIODIQUE

REF. NO.	PART NO. N° PIECES	DESCRIPTION DESCRIPTION	6DV7	6DW7	REMARKS REMARQUES
1	67F-11325-01	ANODE	2	2	
2	6E5-11325-00	ANODE	1	1	
3	68T-11325-00	ANODE	2	2	
4	67F-11325-01	ANODE	1	1	
5	6DA-12411-01	THERMOSTAT	1	1	
6	6E5-11325-00	ANODE	1	1	
7	90430-14M09	GASKET	1	1	
8	69J-13440-03	ELEMENT ASSY, OIL CLEANER	1	1	
9	6CB-24501-01	ELEMENT, FILTRE A HUILE	1	1	
10	6CB-13016-00	FILTER, FUEL	1	1	
11	63P-13915-00	FILTRE	1	1	
12	6CB-14984-00	FILTRE	1	1	
13	6P3-24563-01	GASKET, FLOAT CHAMBER	1	1	
14	6P3-24564-00	JOINT, CUVE DE FLOTTEUR	1	1	
15	6AW-45251-00	ELEMENT, FILTER	1	1	
16	90430-08003	ELEMENT, FILTRE	2	2	
17	6J9-45371-01	GASKET	1		
	6K1-45371-02	JOINT		1	
18	94702-00400	TAB-TRIM	4	4	
19	61A-W0078-A3	ANODE DERIVE	1	1	
		PLUG, SPARK (NGK LFR6A-11)			
		BOUGIE D'ALLUMAGE(NGK LFR6A-11)			
		WATER PUMP REPAIR KIT			
		KIT DE REPARATION DE LA POMPE			

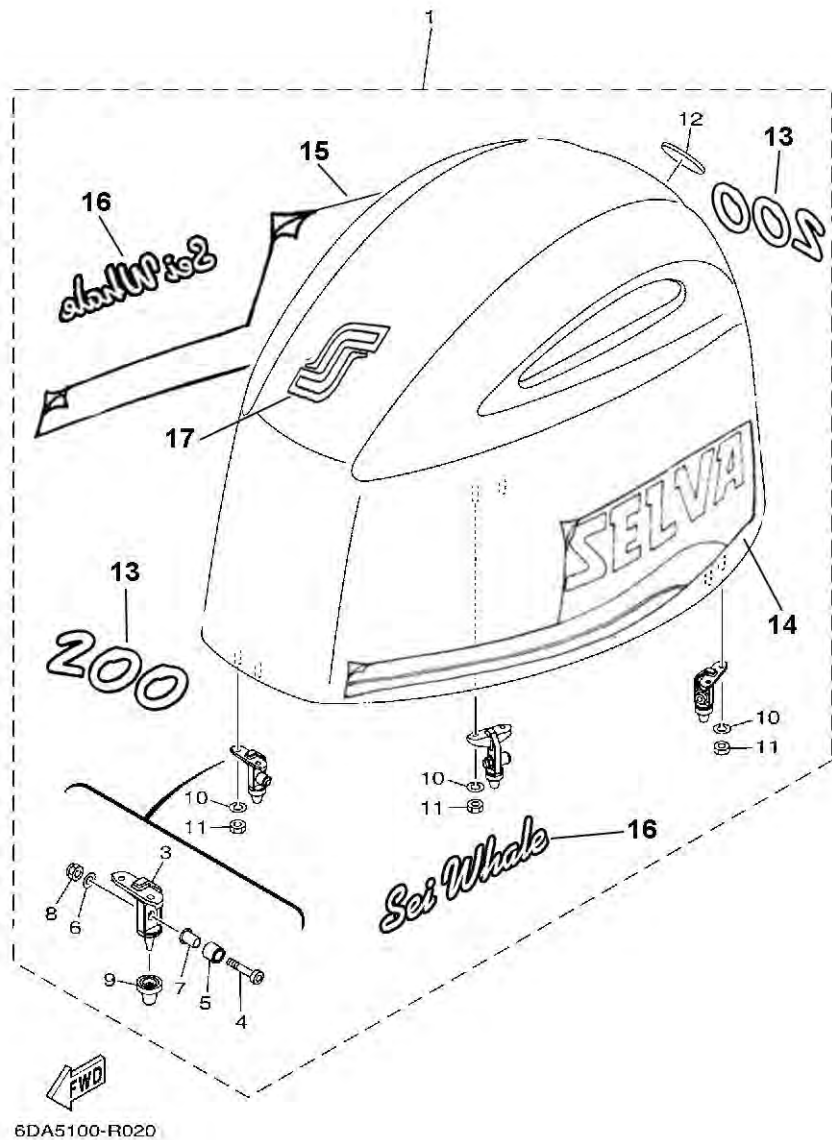


FIG. 2 TOP COWLING

CAPOT SUPERIEUR

REF. NO.	PART NO. N° PIECES	DESCRIPTION DESCRIPTION	6DV7	6DW7	REMARKS REMARQUES
1	1504990	TOP COWLING ASSY CAPOT (ENS.)	1	1	
3	6CB-42647-A0	..HOLDER, CLAMP BAND ..SUPPORT, SANDOW DE SERRAGE	1	1	
4	90111-08078	..BOLT,HEX. SOCKET BUTTON ..BOULON	3	3	
5	90387-10094	..COLLAR ..COLLERETTE	3	3	
6	92990-08600	..WASHER, PLATE ..RONDELLE, PLATE	3	3	
7	90387-08M45	..COLLAR ..COLLERETTE	3	3	
8	95780-08300	..NUT, FLANGE ..ECROU	3	3	
9	6AW-42663-00	..DAMPER 2 ..AMORTISSEUR 2	3	3	
10	92990-06100	..WASHER, SPRING ..RONDELLE, GROWER	6	6	
11	95380-06600	..NUT, HEXAGON ..ECROU	6	6	
12	8093512	..TUNING SELVA MARINE ..MARQUE, SELVA MARINE	1	1	
13	8093240	..GRAPHIC, 200 ..ADHESIF, 200	2	2	
14	8093460	..GRAPHIC, LEFT ..ADHESIF, GAUCHE	1	1	
15	8093465	..GRAPHIC, RIGHT ..ADHESIF, DROIT	1	1	
16	8093580	..GRAPHIC, SEI WHALE ..ADHESIF, SEI WHALE	2	2	
17	8093514	..GRAPHIC, S ..ADHESIF, S	1	1	
	1534 710	..GRAPHIC, SET ..JEU D'EMBLEMES	1	1	

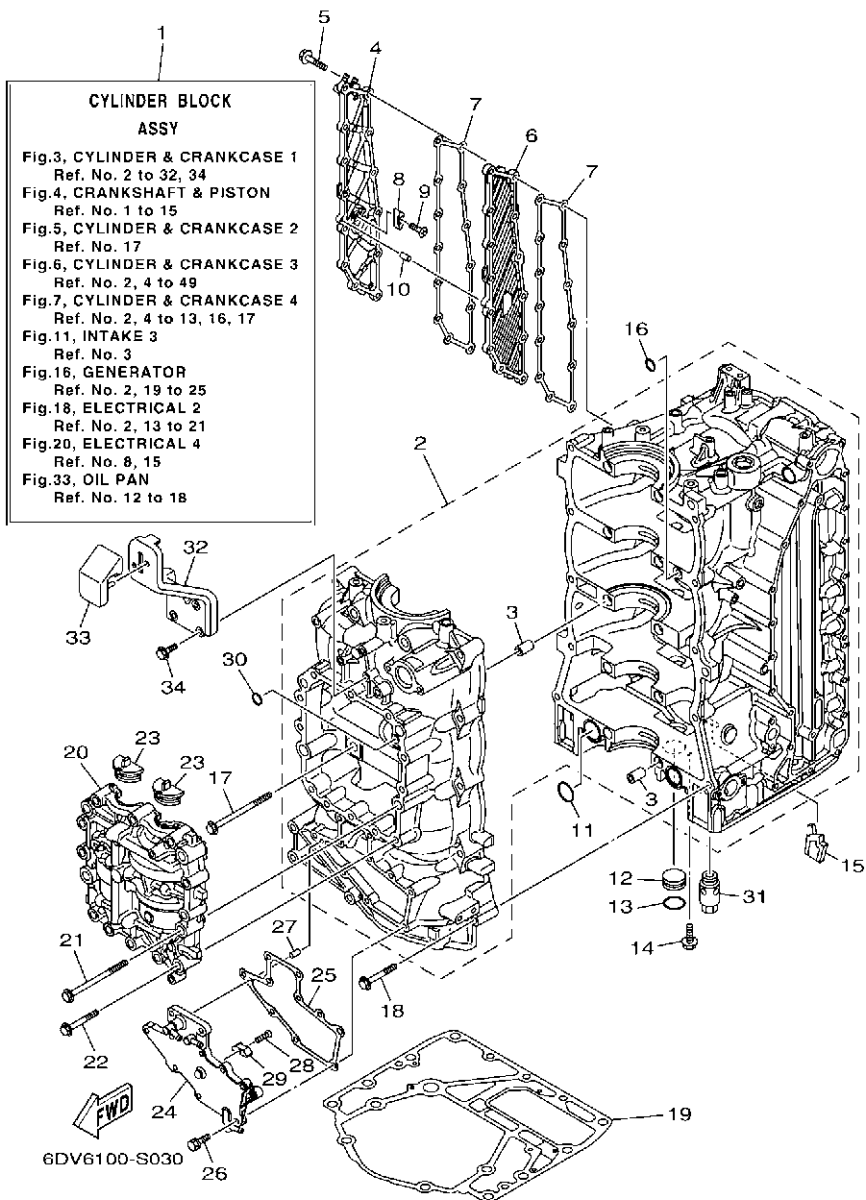


FIG. 3 CYLINDER & CRANKCASE 1

CYLINDRE & CARTER 1

REF. NO.	PART NO. N° PIECES	DESCRIPTION DESCRIPTION	6DV7	6DW7	REMARKS REMARQUES
1	6DA-W009B-11-9S	CYLINDER BLOCK ASSY CYLINDRE GROUPE (ENS.)	1	1	
2	6DA-15109-01-9S	CRANKCASE ASSY CARTER DE MOTEUR COMPLET	1	1	
3	91814-18002	.PIN, DOWEL .GOUJON, D'ASSEMBLAGE	10	10	
4	6DA-15414-00-9S	COVER 1 COUVERCLE 1	1	1	
5	90105-06028	BOLT, FLANGE BOULON, A COLLERETTE	13	13	
6	6DA-15423-00-9S	COVER 2 COUVERCLE 2	1	1	
7	6DA-15353-01	GASKET, DRAIN JOINT, PLOT DE VIDANGE	2	2	
8	6E5-11325-00	ANODE ANODE	1	1	
9	98780-04016	SCREW, FLAT HEAD VIS A TETE FRAISEE	1	1	
10	91690-40010	PIN, SPRING AGRAFFE	1	1	
11	93210-25552	O-RING JOINT TORIQUE	2	2	
12	90338-25004	PLUG PLOT	1	1	
13	93210-25647	O-RING JOINT TORIQUE	1	1	
14	90119-06M81	BOLT, WITH WASHER BOULON, AVEC RONDELLE	1	1	
15	6DA-14664-00	GROMMET, WATER SHUT PASSE-FIL	1	1	
16	93210-12648	O-RING JOINT TORIQUE	1	1	
17	90105-10406	BOLT, FLANGE BOULON, A COLLERETTE	10	10	
18	90119-08M66	BOLT, WITH WASHER BOULON, AVEC RONDELLE	10	10	
19	63P-11351-03	GASKET, CYLINDER JOINT, D'EMBASE	1	1	
20	6DA-11500-00	BALANCER ASSY ARBRE D'EQUILIBRAGE COMPLET	1	1	
21	90105-10406	BOLT, FLANGE BOULON, A COLLERETTE	4	4	
22	90105-08175	BOLT, FLANGE BOULON, A COLLERETTE	12	12	
23	63P-11512-00	SEAL, CRANK COVER JOINT, COUV DE VILEBREQUIN	2	2	
24	6DA-15411-00-9S	COVER, CRANKCASE 1 COUVERCLE 1, CARTER MOTEUR	1	1	
25	6DA-15451-01	GASKET, CRANKCASE COVER 1 JOINT, COUVERCLE DE CARTER 1	1	1	
26	90119-06MA3	BOLT, WITH WASHER BOULON, AVEC RONDELLE	10	10	
27	91690-40010	PIN, SPRING AGRAFFE	1	1	

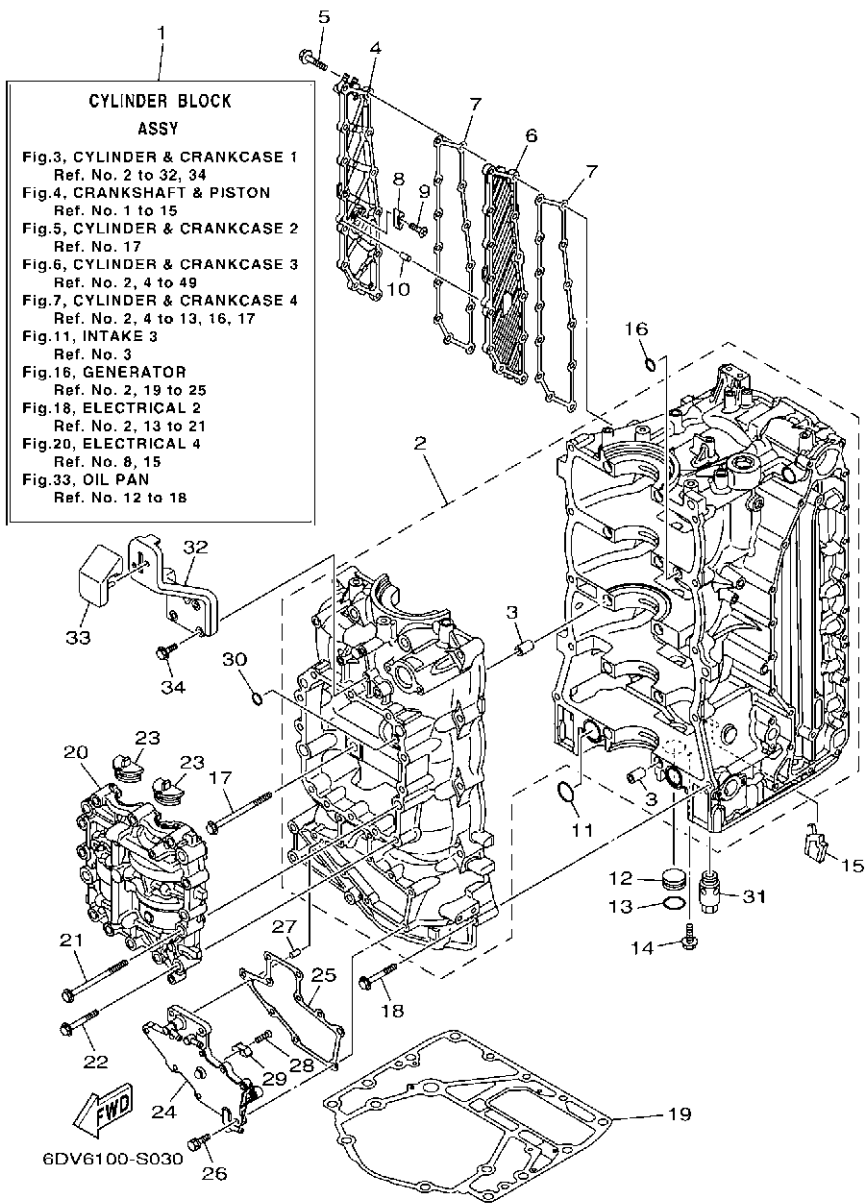
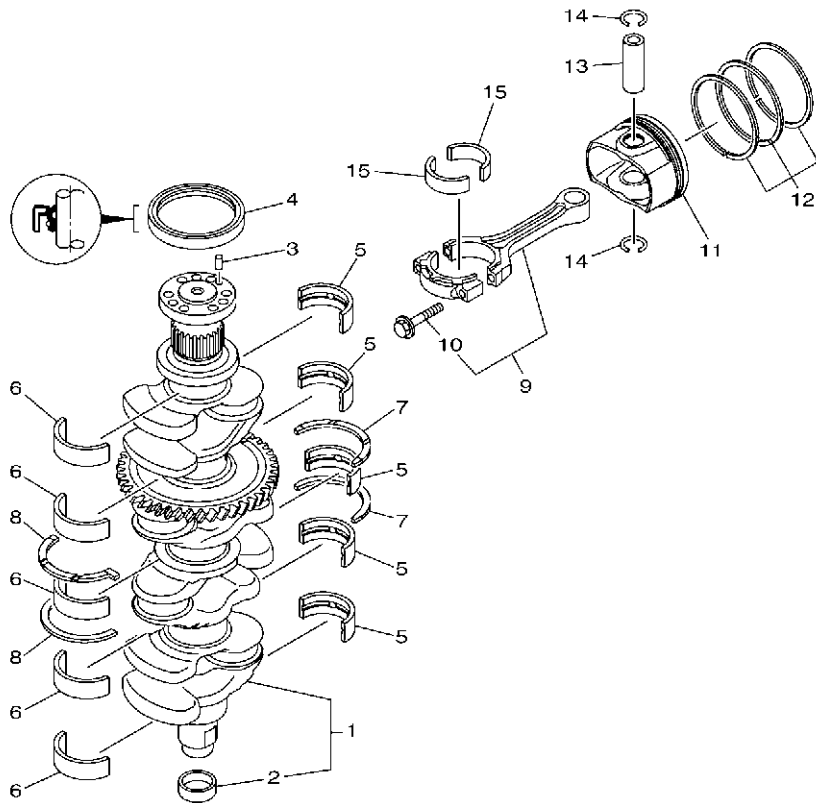


FIG. 3 CYLINDER & CRANKCASE 1

CYLINDRE & CARTER 1

REF. NO.	PART NO. N° PIECES	DESCRIPTION DESCRIPTION	6DV7	6DW7	REMARKS REMARQUES
28	98780-04016	SCREW, FLAT HEAD VIS A TETE FRAISEE	1	1	
29	6E5-11325-00	ANODE ANODE	1	1	
30	93210-08001	O-RING JOINT TORIQUE	1	1	
31	63P-13490-00	RELIEF VALVE ASSY SOUPAPE DE SECURITE COMPLET	1	1	
32	6DA-42744-00	STAY SUPPORT	1	1	
33	6DA-42662-00	DAMPER AMORTISSEUR	1	1	
34	90105-06196	BOLT, FLANGE BOULON, A COLLERETTE	3	3	




 6EH5100-R040

FIG. 4 CRANKSHAFT & PISTON

VILEBREQUIN & PISTON

REF. NO.	PART NO. N° PIECES	DESCRIPTION DESCRIPTION	6DV7	6DW7	REMARKS REMARQUES
1	6DA-11410-00	CRANKSHAFT VILEBREQUIN COMPLET	1	1	
2	6CB-11478-00	.COLLAR .COLLERETTE	1	1	
3	93606-12019	PIN, DOWEL GOUPILLE	1	1	
4	93102-85008	OIL SEAL JOINT SPY	1	1	
5	6DA-11416-00	PLANE BEARING, CRANKSHAFT 1 COUSSINET DE VILEBREQUIN 1	5	5	UR YELLOW UR YELLOW
6	6DA-11416-10	PLANE BEARING, CRANKSHAFT 1 COUSSINET DE VILEBREQUIN 1	5	5	UR GREEN UR GREEN
6	6DA-11416-20	PLANE BEARING, CRANKSHAFT 1 COUSSINET DE VILEBREQUIN 1	5	5	UR BLUE UR BLUE
6	6DA-11417-00	PLANE BEARING, CRANKSHAFT 2 COUSSINET DE VILEBREQUIN 2	5	5	UR YELLOW UR YELLOW
6	6DA-11417-10	PLANE BEARING, CRANKSHAFT 2 COUSSINET DE VILEBREQUIN 2	5	5	UR GREEN UR GREEN
6	6DA-11417-20	PLANE BEARING, CRANKSHAFT 2 COUSSINET DE VILEBREQUIN 2	5	5	UR BLUE UR BLUE
7	6DA-11426-00	BEARING, THRUST 1 ROULEMENT DE BUTEE 1	2	2	
8	6DA-11427-00	BEARING, THRUST 2 ROULEMENT DE BUTEE 2	2	2	
9	6CB-W1165-00	CONNECTING ROD ASSY BIELLE COMPLETE	4	4	
10	6CB-11654-00	.BOLT, CONNECTING ROD .BOULON, BIELLE	2	2	
11	6DA-11631-20-94	PISTON (STD) PISTON (STD)	4	4	
12	6CB-11603-00	PISTON RING SET (STD) JEU DE SEGMENTS (STD)	4	4	
13	6CB-11633-00	PIN, PISTON AXE, PISTON	4	4	
14	K0F-A3233-00	RING, HOLE SNAP JONC	8	8	
15	6CB-11656-00	PLANE BEARING, CONNECTING ROD ROULEMENT DE BIELLE	8	8	UR YELLOW UR YELLOW
	6CB-11656-10	PLANE BEARING, CONNECTING ROD ROULEMENT DE BIELLE	8	8	UR GREEN UR GREEN
	6CB-11656-20	PLANE BEARING, CONNECTING ROD ROULEMENT DE BIELLE	8	8	UR BLUE UR BLUE

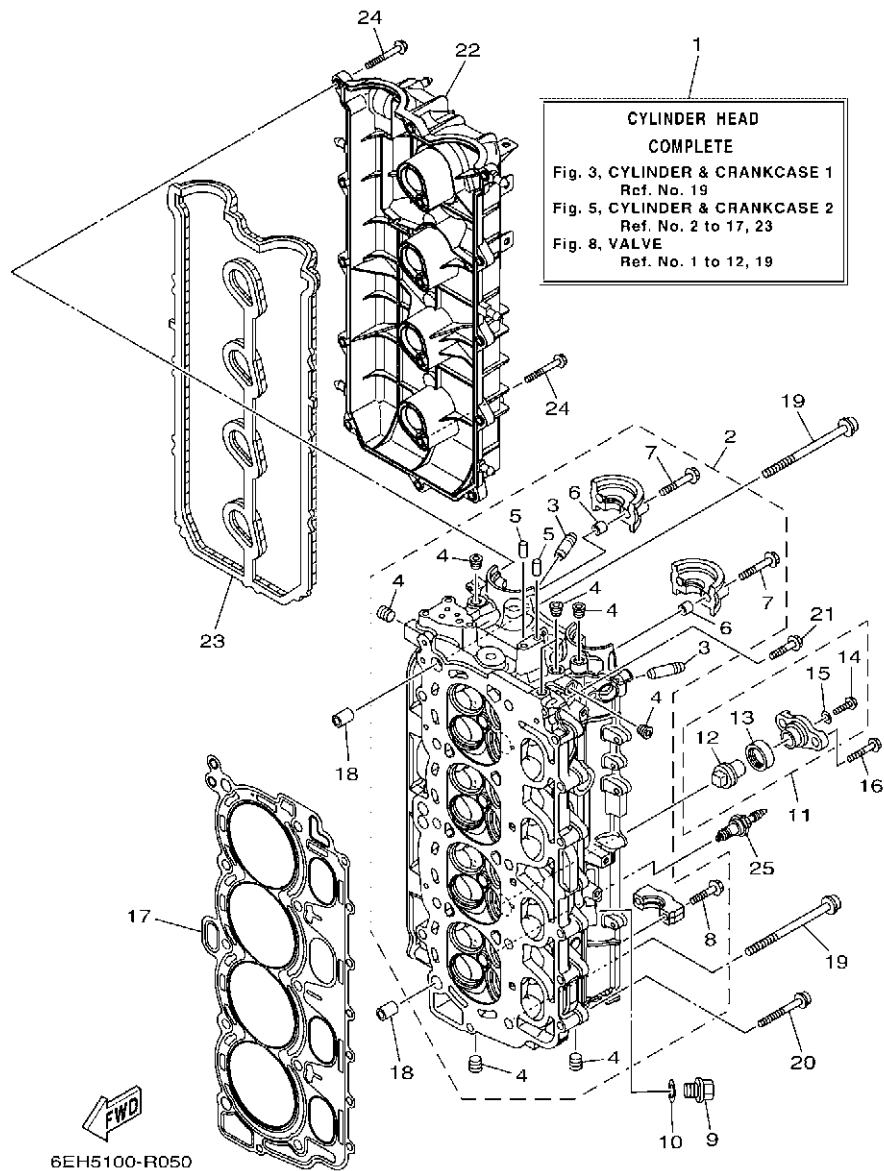


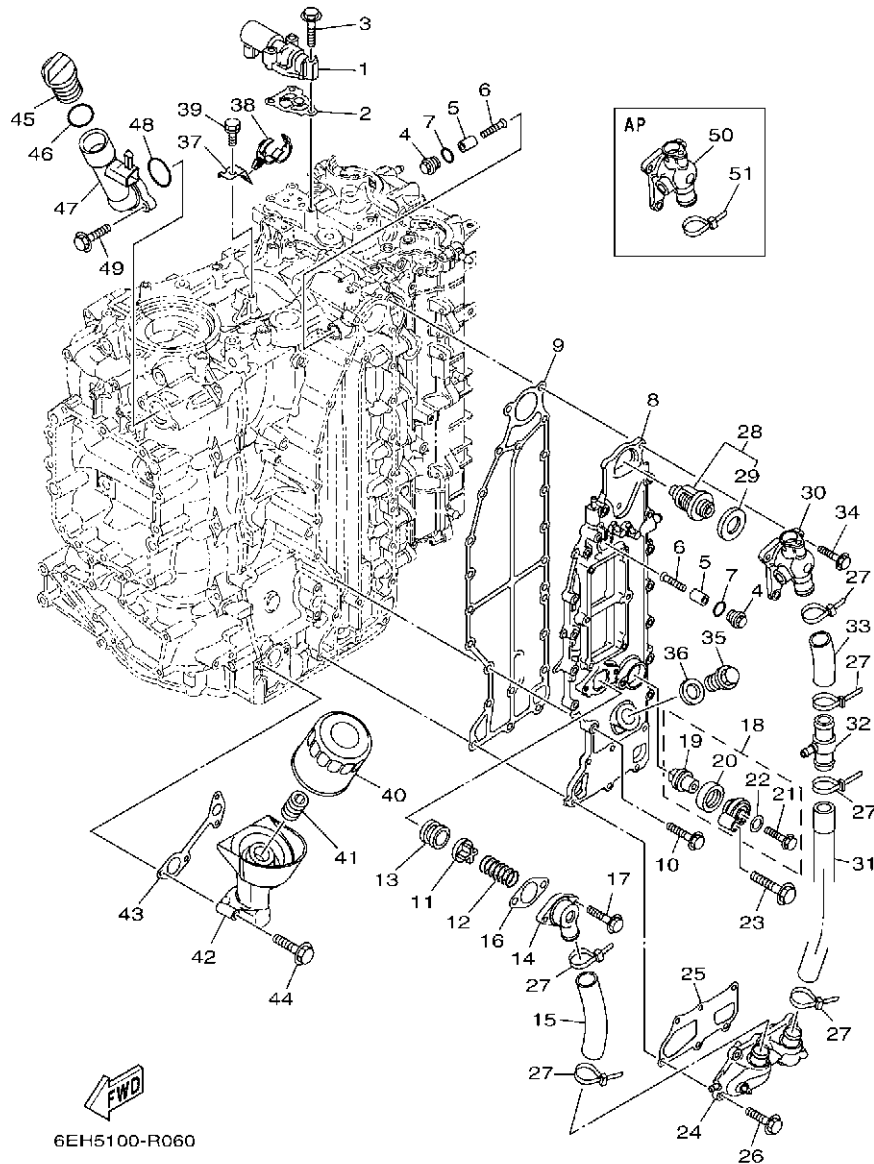
FIG. 5 CYLINDER & CRANKCASE 2

CYLINDRE & CARTER 2

REF. NO.	PART NO. N° PIECES	DESCRIPTION DESCRIPTION	6DV7	6DW7	REMARKS REMARQUES
1	6DA-W009A-02-9S	CYLINDER HEAD COMPLETE CULASSE (ENS.)	1	1	
2	6DA-11110-02-9S	CYLINDER HEAD ASSY JEU DE CULASSE	1	1	
3	6DA-11133-10	.GUIDE, VALVE 1 .GUIDE, SOUPAPE 1	16	16	
4	90344-51019	.PLUG, TAPER SCREW .PLOT, FILETE CONIQUE	8	8	
5	93606-12019	.PIN, DOWEL .GOUPILLE	2	2	
6	91809-08006	.PIN, DOWEL .GOUJON, D'ASSEMBLAGE	4	4	
7	90119-07001	.BOLT, WITH WASHER .BOULON, AVEC RONDELLE	4	4	
8	90119-07234	.BOLT, WITH WASHER .BOULON, AVEC RONDELLE	16	16	
9	90340-14M06	PLUG, STRAIGHT SCREW PLOT, FILETE DROIT	1	1	
10	90430-14115	GASKET JOINT	1	1	
11	67F-11301-00	ANODE COVER ASSY COUVERCLE ANODE (ENS.)	2	2	
12	67F-11325-01	.ANODE .ANODE	1	1	
13	67F-11328-00	.GROMMET, ANODE .PASSE-FIL	1	1	
14	90105-06M07	.BOLT, FLANGE .BOULON, A COLLERETTE	1	1	
15	90430-06M03	.GASKET JOINT	1	1	
16	95D95-08025	BOLT, FLANGE DEEP RECESS BOULON FIXATION	4	4	
17	6DA-11181-00	GASKET, CYLINDER HEAD 1 JOINT, DE CULASSE 1	1	1	
18	90387-11005	COLLAR COLLERETTE	2	2	
19	90149-11001	SCREW VIS	10	10	
20	90105-08175	BOLT, FLANGE BOULON, A COLLERETTE	8	8	
21	90105-06151	BOLT, FLANGE BOULON, A COLLERETTE	1	1	
22	6DA-11191-00	COVER, CYLINDER HEAD 1 COUVERCLE, CULASSE 1	1	1	
23	6DA-11193-00	GASKET, HEAD COVER 1 JOINT, COUVERCLE DE CULASSE 1	1	1	
24	95D95-06030	BOLT, FLANGE DEEP RECESS BOULON FIXATION	16	16	
25	94702-00400	PLUG, SPARK (NGK LFR6A-11) BOUGIE D'ALLUMAGE(NGK LFR6A-11)	4	4	

FIG. 6 CYLINDER & CRANKCASE 3

CYLINDRE & CARTER 3

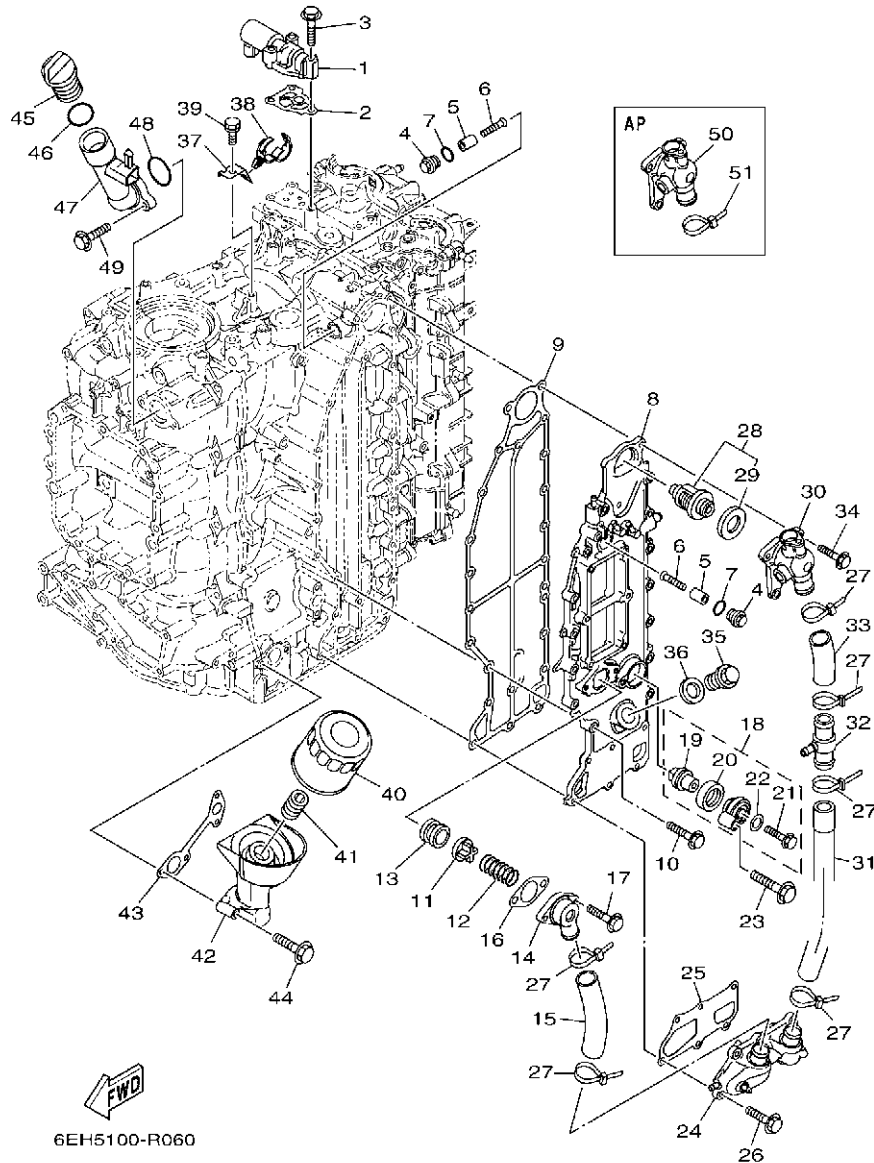


6EH5100-R060

REF. NO.	PART NO. N° PIECES	DESCRIPTION DESCRIPTION	6DV7	6DW7	REMARKS REMARQUES
1	6CB-86120-00	SOLENOID VALVE ASSY SOLENOIDE	1	1	
2	6CB-1242F-00	GASKET, FILTER JOINT, FILTRE	1	1	
3	90105-06035	BOLT, FLANGE BOULON, A COLLERETTE	3	3	
4	6G8-11197-A0	PLUG, BLIND PLOT, BORGNE	2	2	
5	68T-11325-00	ANODE ANODE	2	2	
6	90151-05M05	SCREW, COUNTERSUNK VIS, TETE NOYEE	2	2	
7	93210-13M63	O-RING JOINT TORIQUE	2	2	
8	6DA-41113-00-9S	OUTER COVER, EXHAUST COUVERCLE, ECHAPPEMENT	1	1	
9	6DA-41114-01	GASKET, EXHAUST OUTER COVER JOINT, COUVERCLE D'ECHAPPEMENT	1	1	
10	90105-06028	BOLT, FLANGE BOULON, A COLLERETTE	14	14	
11	60H-12416-00	VALVE, PRESSURE CONTROL SOUPAPE DE CONTROLEUR PRESS	1	1	
12	90501-16M11	SPRING, COMPRESSION RESSORT, COMPRESSION	1	1	
13	90480-20M05	GROMMET PASSE-FIL	1	1	
14	6G5-11372-00	COVER, BYPASS 2 CONVERCLE	1	1	
15	6DA-1243A-00	HOSE 1 DURITE 1	1	1	
16	60V-11382-A0	GASKET 2 JOINT 2	1	1	
17	90119-06MA3	BOLT, WITH WASHER BOULON, AVEC RONDELLE	2	2	
18	69J-11301-00	ANODE COVER ASSY COUVERCLE ANODE (ENS.)	1	1	
19	67F-11325-01	.ANODE .ANODE	1	1	
20	67F-11328-00	.GROMMET, ANODE .PASSE-FIL	1	1	
21	90105-06M07	.BOLT, FLANGE .BOULON, A COLLERETTE	1	1	
22	90430-06M03	.GASKET .JOINT	1	1	
23	97E75-08540	BOLT, HEXAGON W/W DEEP RECESS VIS HEXAGONAL AVC RONDELLE	1	1	
24	6DA-12527-00-9S	COVER, WATER BY-PASS CACHE, DERIVATHION D'EAU	1	1	
25	6DA-11381-01	GASKET 1 JOINT 1	1	1	
26	90105-06028	BOLT, FLANGE BOULON, A COLLERETTE	6	6	
27	90465-11M59	CLAMP BRIDE	6	6	

FIG. 6 CYLINDER & CRANKCASE 3

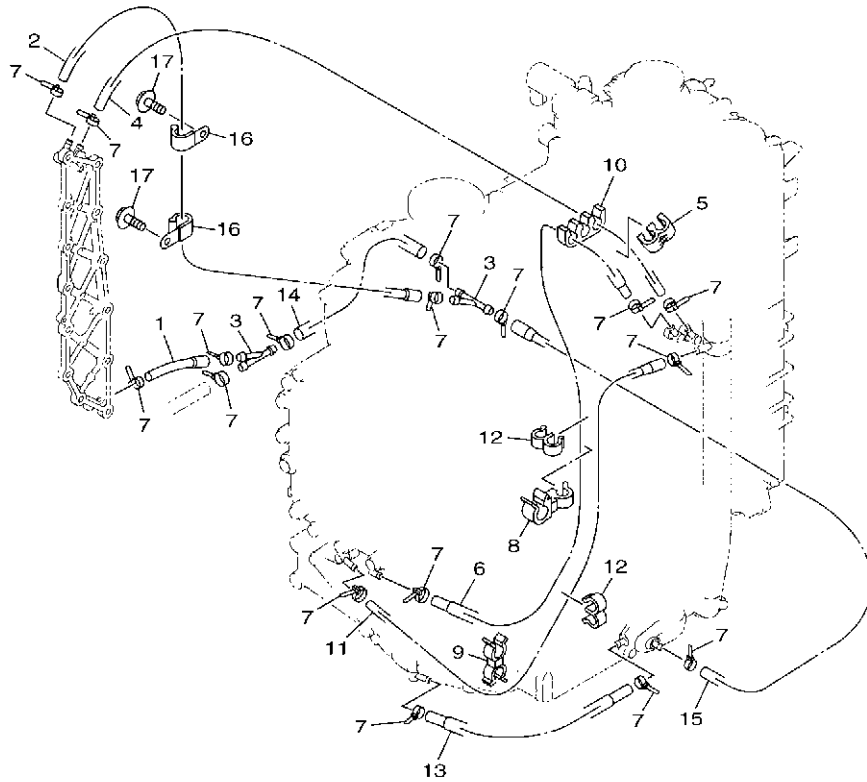
CYLINDRE & CARTER 3



REF. NO.	PART NO. N° PIECES	DESCRIPTION DESCRIPTION	6DV7	6DW7	REMARKS REMARQUES
28	6DA-12411-01	THERMOSTAT THERMOSTAT	1	1	
29	6AW-12412-00	.SEAL, THERMOSTAT JOINT, THERMOSTAT	1	1	
30	6DA-12413-A0-9S	COVER, THERMOSTAT COUVERCLE, THERMOSTAT	1	1	
31	6DA-1243E-00	HOSE 2 DURITE 2	1	1	
32	6CE-24378-00	PIPE, JOINT 3 DURITE RACCORDEMENT 3	1	1	
33	6DA-1244H-00	HOSE 5 DURITE 5	1	1	
34	90105-06028	BOLT, FLANGE BOULON, A COLLERETTE	3	3	
35	90340-18M09	PLUG, STRAIGHT SCREW PLOT, FILETE DROIT	1	1	
36	90201-186F1	WASHER, PLATE RONDELLE, PLATE	1	1	
37	6DA-12491-00	CLAMP 1 COLLIER 1	1	1	
38	90464-20181	CLAMP BRIDE	1	1	
39	90119-06078	BOLT, WITH WASHER BOULON, AVEC RONDELLE	1	1	
40	69J-13440-03	ELEMENT ASSY, OIL CLEANER ELEMENT, FILTRE A HUILE	1	1	
41	6S5-12858-00	BOLT, UNION BOULON, RACCORD	1	1	
42	6DA-13446-01	CONNECTOR CONNECTEUR	1	1	
43	6DA-13475-00	GASKET JOINT	1	1	
44	90105-06151	BOLT, FLANGE BOULON, A COLLERETTE	4	4	
45	6G8-15363-00	PLUG, OIL PLOT, HUILE	1	1	
46	93210-24M79	O-RING JOINT TORIQUE	1	1	
47	6DA-15319-00	JOINT JOINT	1	1	
48	93210-357A3	O-RING JOINT TORIQUE	1	1	
49	90105-06037	BOLT, FLANGE BOULON, A COLLERETTE	2	2	
50	6DA-1241B-A0-9S	COVER, THERMOSTAT 2 COUVERCLE, THERMOSTAT 2	1	1	AP WATER TEMP SENSOR AP WATER TEMP SENSOR
51	90465-11M59	CLAMP BRIDE	1	1	AP WATER TEMP SENSOR AP WATER TEMP SENSOR

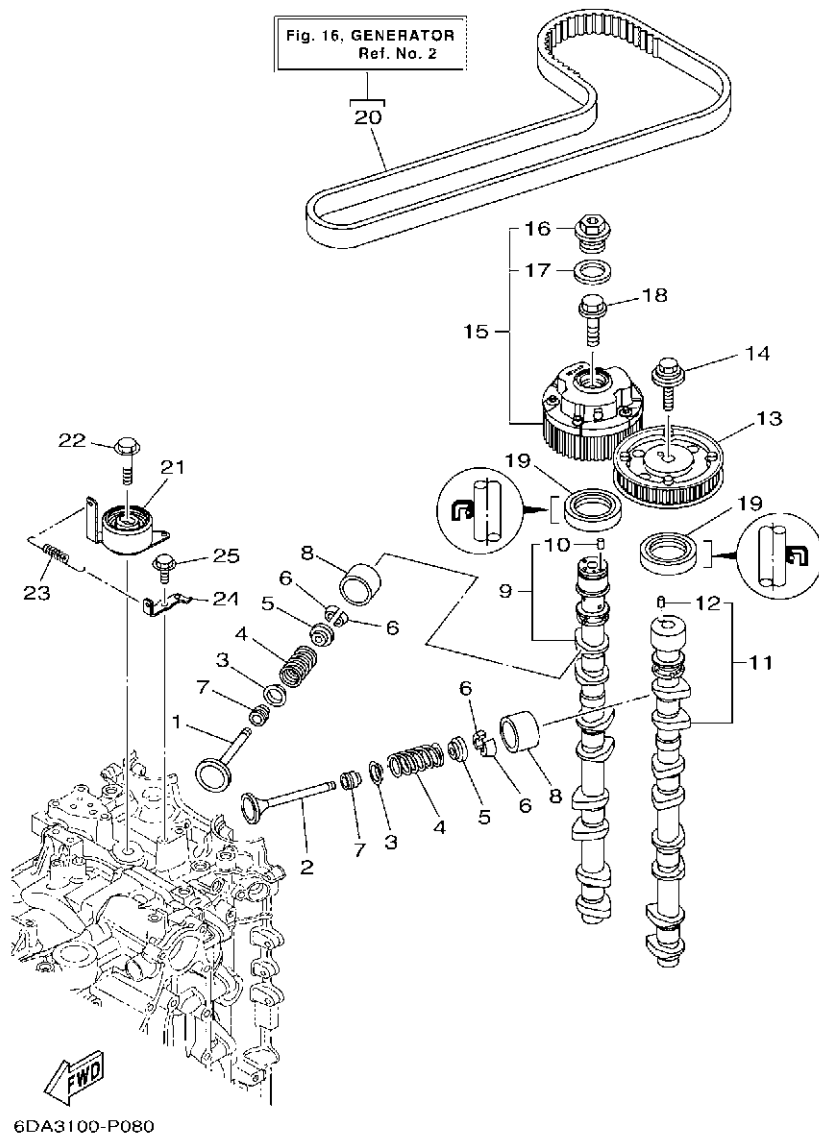
FIG. 7 CYLINDER & CRANKCASE 4

CYLINDRE & CARTER 4




6EH5100-R070

REF. NO.	PART NO. N° PIECES	DESCRIPTION DESCRIPTION	6DV7	6DW7	REMARKS REMARQUES
1	6DA-12576-00	HOSE 1 TUYAU 1	1	1	
2	6DA-12589-00	HOSE 6 TUYAU 6	1	1	
3	6CE-24377-00	PIPE, JOINT 2 DURITE RACCORDEMENT 2	2	2	
4	90445-09008	HOSE (L470) DURITE (L470)	1	1	
5	90464-09M21	CLAMP BRIDE	1	1	
6	6DA-12578-00	HOSE 3 TUYAU 3	1	1	
7	90465-11M10	CLAMP BRIDE	17	17	
8	90464-12010	CLAMP BRIDE	1	1	
9	90464-09142	CLAMP BRIDE	1	1	
10	90464-09020	CLAMP BRIDE	1	1	
11	6DA-12579-00	HOSE 4 TUYAU 4	1	1	
12	90464-09M31	CLAMP BRIDE	2	2	
13	6DA-12552-00	HOSE 8 DURITE 8	1	1	
14	90445-10057	HOSE (L170) DURITE (L170)	1	1	
15	6DA-12589-00	HOSE 6 TUYAU 6	1	1	
16	90465-08M83	CLAMP BRIDE	2	2	
17	95D95-06012	BOLT, FLANGE DEEP RECESS BOULON FIXATION	2	2	



6DA3100-P080

FIG. 8 VALVE

SOUPAPE

REF. NO.	PART NO. N° PIECES	DESCRIPTION DESCRIPTION	6DV7	6DW7	REMARKS REMARQUES
1	6CB-12111-00	VALVE, INTAKE SOUPAPE, ADMISSION	8	8	
2	6DA-12121-00	VALVE, EXHAUST SOUPAPE, ECHAPPEMENT	8	8	
3	K0F-A3743-00	SEAT, VALVE SPRING SIEGE, RESSORT DE SOUPAPE	16	16	
4	6CB-12113-00	SPRING, VALVE INNER RESSORT DE SOUPAPE, INTERNE	16	16	
5	K0F-A3741-00	RETAINER, VALVE SPRING BUTEE DE RESSORT DE SOUPAPA	16	16	
6	K0F-A3742-00	LOCK, VALVE SPRING RETAINER FRAISE, SOUPAPE	32	32	
7	51Y-12119-00	SEAL, VALVE STEM JOINT, QUEUE DE SOUPAPE	16	16	
8	K0F-A3751-00	LIFTER, VALVE (3.000) LEVE-SOUPAPE (3.000)	16	16	UR
	K0F-A3751-10	LIFTER, VALVE (3.025) LEVE-SOUPAPE (3.025)	16	16	UR
	K0F-A3751-20	LIFTER, VALVE (3.050) LEVE-SOUPAPE (3.050)	16	16	UR
	K0F-A3751-30	LIFTER, VALVE (3.075) LEVE-SOUPAPE (3.075)	16	16	UR
	K0F-A3751-40	LIFTER, VALVE (3.100) LEVE-SOUPAPE (3.100)	16	16	UR
	K0F-A3751-50	LIFTER, VALVE (3.122) LEVE-SOUPAPE (3.122)	16	16	UR
	K0F-A3751-60	LIFTER, VALVE (3.142) LEVE-SOUPAPE (3.142)	16	16	UR
	K0F-A3751-70	LIFTER, VALVE (3.162) LEVE-SOUPAPE (3.162)	16	16	UR
	K0F-A3751-80	LIFTER, VALVE (3.182) LEVE-SOUPAPE (3.182)	16	16	UR
	K0F-A3751-90	LIFTER, VALVE (3.202) LEVE-SOUPAPE (3.202)	16	16	UR
	K0F-A3751-A0	LIFTER, VALVE (3.222) LEVE-SOUPAPE (3.222)	16	16	UR
	K0F-A3751-B0	LIFTER, VALVE (3.242) LEVE-SOUPAPE (3.242)	16	16	UR
	K0F-A3751-C0	LIFTER, VALVE (3.262) LEVE-SOUPAPE (3.262)	16	16	UR
	K0F-A3751-D0	LIFTER, VALVE (3.282) LEVE-SOUPAPE (3.282)	16	16	UR
	K0F-A3751-E0	LIFTER, VALVE (3.302) LEVE-SOUPAPE (3.302)	16	16	UR
	K0F-A3751-F0	LIFTER, VALVE (3.322) LEVE-SOUPAPE (3.322)	16	16	UR
	K0F-A3751-G0	LIFTER, VALVE (3.342) LEVE-SOUPAPE (3.342)	16	16	UR
	K0F-A3751-H0	LIFTER, VALVE (3.362) LEVE-SOUPAPE (3.362)	16	16	UR
	K0F-A3751-J0	LIFTER, VALVE (3.382) LEVE-SOUPAPE (3.382)	16	16	UR
	K0F-A3751-K0	LIFTER, VALVE (3.402) LEVE-SOUPAPE (3.402)	16	16	UR

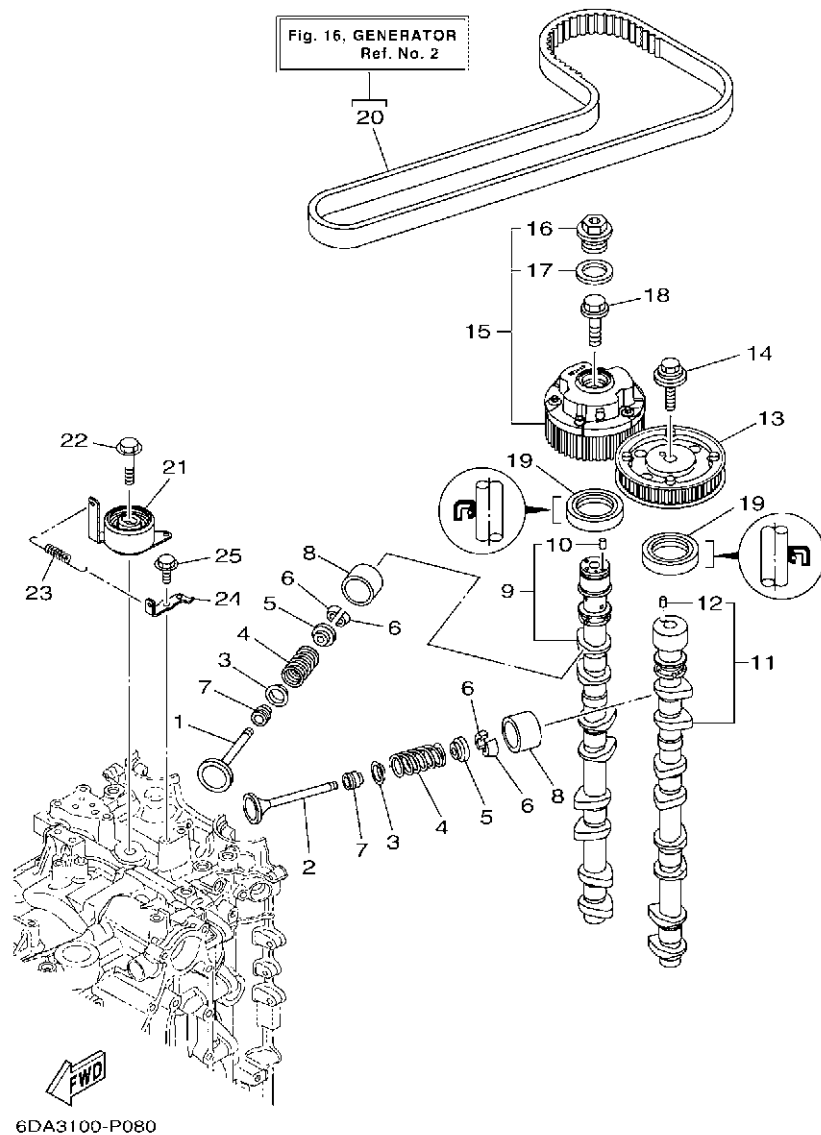


FIG. 8 VALVE

SOUPAPE

REF. NO.	PART NO. N° PIECES	DESCRIPTION DESCRIPTION	6DV7	6DW7	REMARKS REMARQUES
8	K0F-A3751-L0	LIFTER, VALVE (3.422) LEVE-SOUPAPE (3.422)	16	16	UR
	K0F-A3751-M0	LIFTER, VALVE (3.442) LEVE-SOUPAPE (3.442)	16	16	UR
	K0F-A3751-N0	LIFTER, VALVE (3.462) LEVE-SOUPAPE (3.462)	16	16	UR
	K0F-A3751-P0	LIFTER, VALVE (3.482) LEVE-SOUPAPE (3.482)	16	16	UR
	K0F-A3751-R0	LIFTER, VALVE (3.502) LEVE-SOUPAPE (3.502)	16	16	UR
	K0F-A3751-S0	LIFTER, VALVE (3.522) LEVE-SOUPAPE (3.522)	16	16	UR
	K0F-A3751-T0	LIFTER, VALVE (3.542) LEVE-SOUPAPE (3.542)	16	16	UR
	K0F-A3753-00	LIFTER, VALVE (3.562) LEVE-SOUPAPE (3.562)	16	16	UR
	K0F-A3753-10	LIFTER, VALVE (3.582) LEVE-SOUPAPE (3.582)	16	16	UR
	K0F-A3753-20	LIFTER, VALVE (3.602) LEVE-SOUPAPE (3.602)	16	16	UR
	K0F-A3753-30	LIFTER, VALVE (3.625) LEVE-SOUPAPE (3.625)	16	16	UR
	K0F-A3753-40	LIFTER, VALVE (3.650) LEVE-SOUPAPE (3.650)	16	16	UR
	K0F-A3753-50	LIFTER, VALVE (3.675) LEVE-SOUPAPE (3.675)	16	16	UR
	K0F-A3753-60	LIFTER, VALVE (3.700) LEVE-SOUPAPE (3.700)	16	16	UR
	K0F-A3753-70	LIFTER, VALVE (3.725) LEVE-SOUPAPE (3.725)	16	16	UR
9	6DA-12171-00	CAMSHAFT 1 ARBRE A CAMES 1	1	1	
10	93605-10108	.PIN, DOWEL .AXE	1	1	
11	6DA-12181-00	CAMSHAFT 2 ARBRE A CAMES 2	1	1	
12	93605-10108	.PIN, DOWEL .AXE	1	1	
13	6FA-115A0-00	DRIVEN GEAR ASSY CLOCHE D'EMBAYAGE	1	1	
14	90119-10050	BOLT, WITH WASHER BOULON, AVEC RONDELLE	1	1	
15	6P2-12645-20	PULLEY ASSY 1 POULIE COMPLET 1	1	1	
16	6P2-12623-00	.BOLT .BOULON	1	1	
17	6P2-12663-00	.GASKET .JOINT	1	1	
18	6P2-12615-00	BOLT BOULON	1	1	
19	93102-38008	OIL SEAL JOINT SPY	2	2	
20	6DA-W4624-00	BELT (WITH ROTOR BOLTS) COURROIE (AVEC BOULON)	1	1	

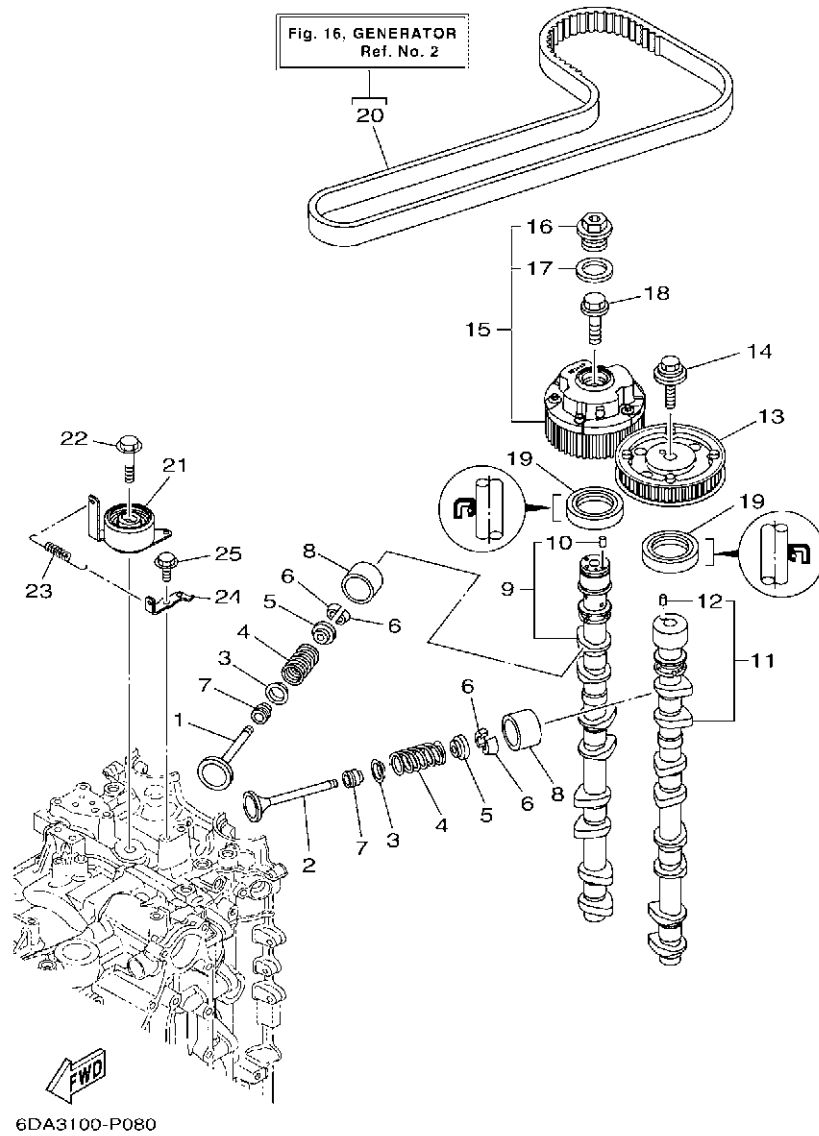


FIG. 8 VALVE

SOUPAPE

REF. NO.	PART NO. N° PIECES	DESCRIPTION DESCRIPTION	6DV7	6DW7	REMARKS REMARQUES
21	6DA-11590-00	TENSIONER ASSY TENDEUR (ENS.)	1	1	
22	90119-10M07	BOLT, WITH WASHER BOULON, AVEC RONDELLE	1	1	
23	90506-18025	SPRING, TENSION RESSORT, TENSION	1	1	
24	6DA-11595-00	PLATE, VALVE PLAQUE DE SOUPAPE	1	1	
25	97E75-06516	BOLT, HEXAGON W/W DEEP RECESS VIS HEXAGONAL AVEC RONDELLE	1	1	

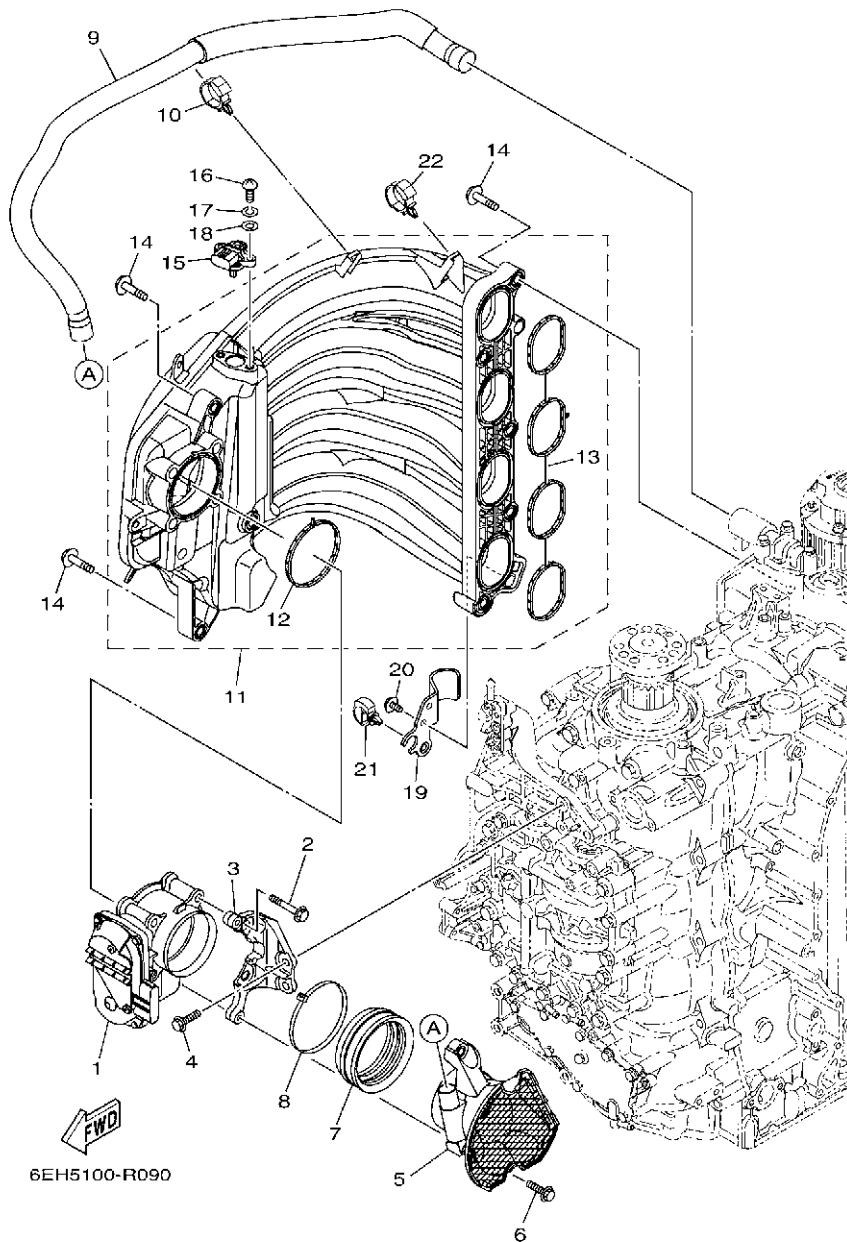


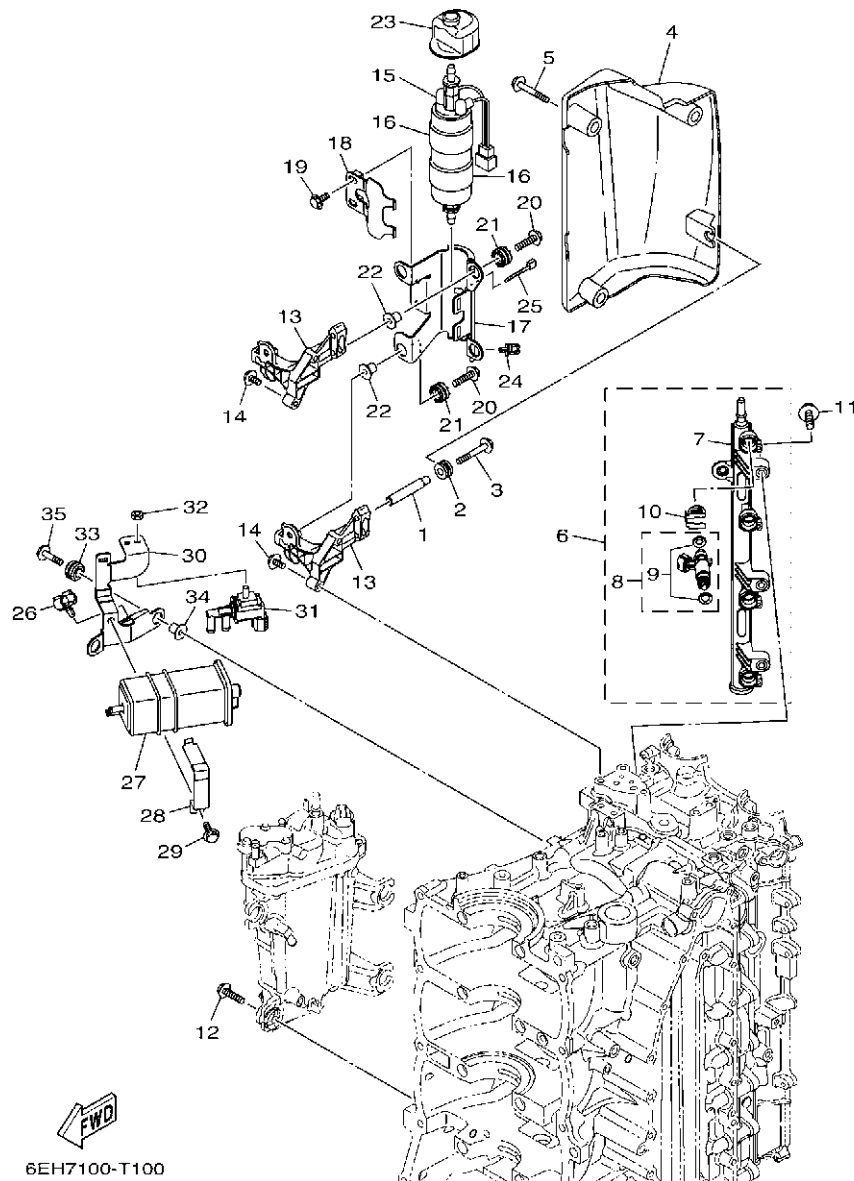
FIG. 9 INTAKE 1

ADMISSION 1

REF. NO.	PART NO. N° PIECES	DESCRIPTION DESCRIPTION	6DV7	6DW7	REMARKS REMARQUES
1	6DA-13751-01	BODY, THROTTLE 1 CARTER 1	1	1	
2	97E75-08560	BOLT, HEXAGON W/W DEEP RECESS VIS HEXAGONAL AVC RONDELLE	4	4	
3	6DA-13152-00	STAY 2 SUPPORT2	1	1	
4	95D75-06025	BOLT, FLANGE DEEP RECESS BOULON FIXATION	2	2	
5	6DA-14440-00	SILENCER ASSY, INTAKE SIENCIEUX D'ADMISSION	1	1	
6	95D75-06025	BOLT, FLANGE DEEP RECESS BOULON FIXATION	2	2	
7	6P2-1441J-00	PIPE, SILENCER DURITE, DE SILENCIEUX	1	1	
8	90464-99004	CLAMP BRIDE	1	1	
9	6DA-15373-00	PIPE, BREATHER DURITE DE RENIFLARD	1	1	
10	90464-12183	CLAMP BRIDE	1	1	
11	6DA-13641-00	MANIFOLD, INTAKE 1 TUBULURE, ADMISSION 1	1	1	
12	6DA-13646-00	.GASKET, MANIFOLD 2 .JOINT, TUBULURE 2	1	1	
13	6DA-13645-00	.GASKET, MANIFOLD 1 .JOINT, TUBULURE 1	1	1	
14	90119-08020	BOLT, WITH WASHER BOULON, AVEC RONDELLE	9	9	
15	68F-83688-10	SENSOR ASSY SONDE (ENS.)	1	1	
16	97885-05016	SCREW, PAN HEAD VIS, A ENCOCHE	2	2	
17	92995-05100	WASHER RONDELLE	2	2	
18	92995-05600	WASHER RONDELLE	2	2	
19	6DA-13881-00	COVER 1 COUVERCLE 1	1	1	
20	95D95-06012	BOLT, FLANGE DEEP RECESS BOULON FIXATION	2	2	
21	90464-20181	CLAMP BRIDE	1	1	
22	90464-12183	CLAMP BRIDE	1	1	

FIG. 10 INTAKE 2

ADMISSION 2

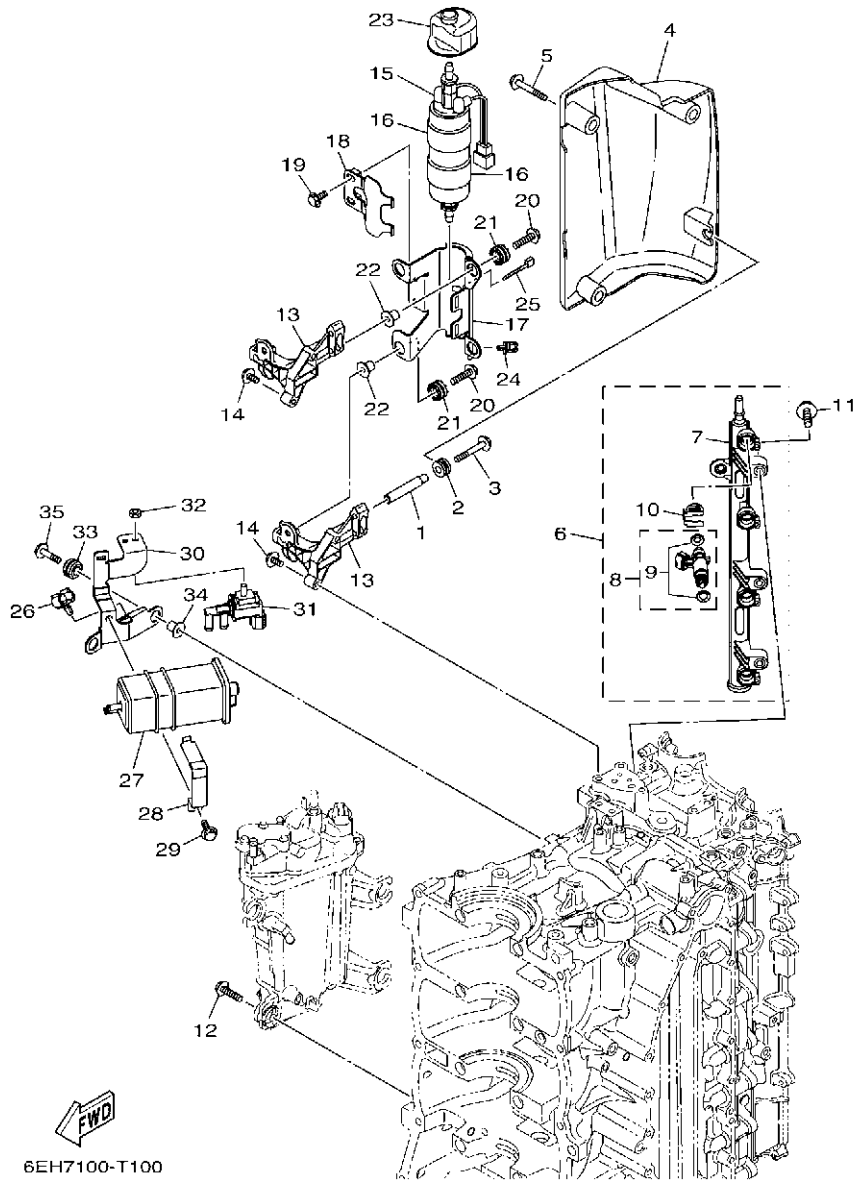


6EH7100-T100

REF. NO.	PART NO. N° PIECES	DESCRIPTION DESCRIPTION			REMARKS REMARQUES
			6DV7	6DW7	
1	90387-06283	COLLAR COLLERETTE	1	1	
2	90480-12314	GROMMET PASSE-FIL	1	1	
3	90105-06054	BOLT, FLANGE BOULON, A COLLERETTE	1	1	
4	6DA-13564-00	COVER, MANIFOLD COUVERCLE, TUBULURE	1	1	
5	95D95-06020	BOLT, FLANGE DEEP RECESS BOULON FIXATION	3	3	
6	6DA-13160-01	DELIVERY PIPE ASSY 1 ENS. TUBE DE REFOULEMENT 1	1	1	
7	6DA-13161-01	.PIPE, DELIVERY 1 .DURITE REFOULEMENT 1	1	1	
8	6DA-13761-00	.INJECTOR .INJECTEUR	4	4	
9	6AW-1410B-00	..PACKING KIT ..POCHETTE DE JOINTS	1	1	
10	6AW-13577-10	.CLIP .AGRAFE	4	4	
11	90105-06M08	BOLT, FLANGE BOULON, A COLLERETTE	3	3	
12	90119-06269	BOLT, WITH WASHER BOULON, AVEC RONDELLE	4	4	
13	6DA-24425-00	BRACKET, FUEL PUMP 1 SUPPORT, POMPE A ESSENCE 1	2	2	
14	90105-06M08	BOLT, FLANGE BOULON, A COLLERETTE	4	4	
15	6CB-24410-01	FUEL PUMP ASSY POMPE A ESSENCE	1	1	
16	6DA-24492-00	BUSH, FUEL PUMP BAGUE	2	2	
17	6DA-24491-00	BRACKET, FUEL PUMP SUPPORT, POMPE A ESSENCE	1	1	
18	6DA-24426-00	BRACKET, FUEL PUMP 2 SUPPORT, POMPE A ESSENCE 2	1	1	
19	95D95-06012	BOLT, FLANGE DEEP RECESS BOULON FIXATION	2	2	
20	90119-06M17	BOLT, WITH WASHER BOULON, AVEC RONDELLE	4	4	
21	60V-85516-00	SPACER ENTRETOISE	4	4	
22	90387-06289	COLLAR COLLERETTE	4	4	
23	6DA-24462-00	CAP, BLIND COUVERCLE, BORGNE	1	1	
24	90464-11121	CLAMP BRIDE	1	1	
25	90465-11M10	CLAMP BRIDE	1	1	
26	90464-09130	CLAMP BRIDE	1	1	
27	6P2-24170-00	CANISTER ASSY BANDE, RASERVOIR A ESSENCE	1	1	

FIG. 10 INTAKE 2

ADMISSION 2

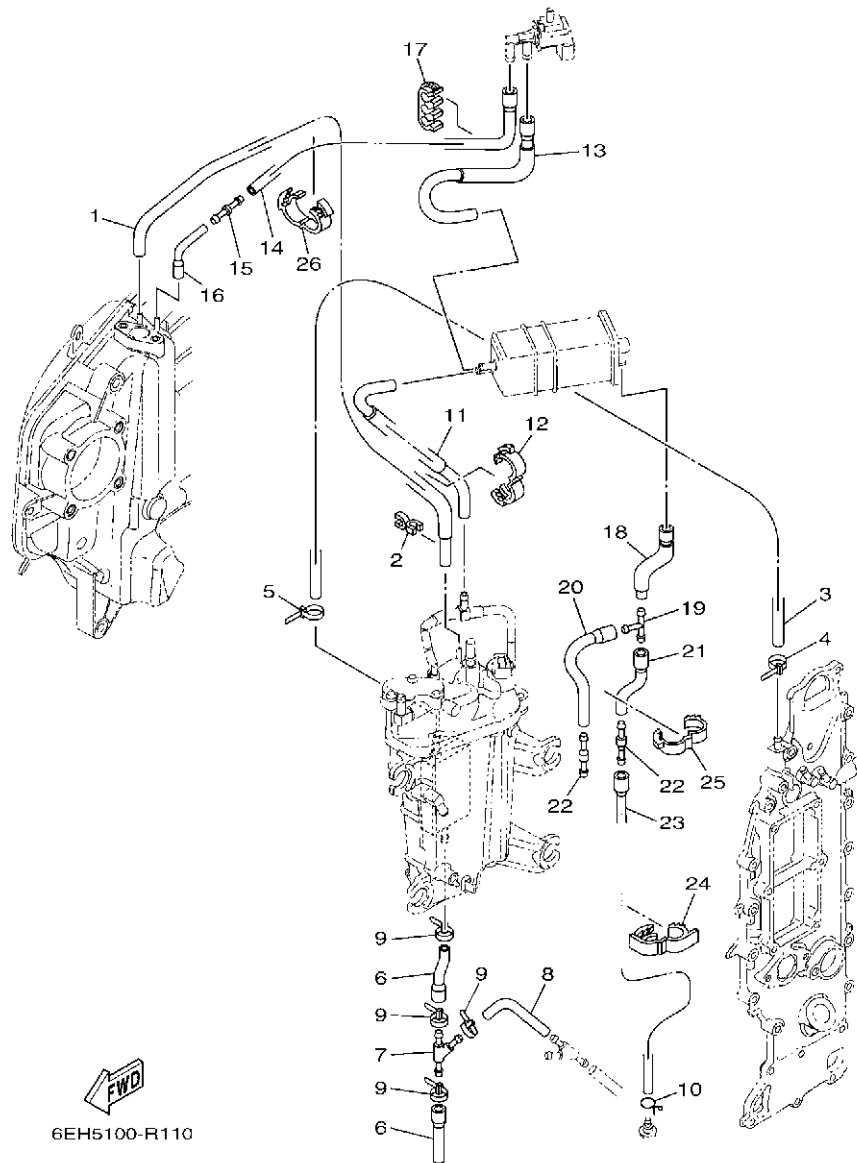


6EH7100-T100

REF. NO.	PART NO. N° PIECES	DESCRIPTION DESCRIPTION			REMARKS REMARQUES
			6DV7	6DW7	
28	63P-2419A-01	HOLDER SUPPORT	1	1	
29	95D95-06016	BOLT, FLANGE DEEP RECESS BOULON FIXATION	1	1	
30	6DA-2134X-00	BRACKET, CANISTER SUPPORT	1	1	
31	6C5-86120-00	SOLENOID VALVE ASSY SOLENOIDE	1	1	
32	95380-06600	NUT, HEXAGON ECROU	1	1	
<hr/>					
33	90480-14031	GROMMET PASSE-FIL	2	2	
34	90387-06289	COLLAR COLLERETTE	2	2	
35	90119-06M17	BOLT, WITH WASHER BOULON, AVEC RONDELLE	2	2	
<hr/>					
<hr/>					
<hr/>					
<hr/>					
<hr/>					
<hr/>					
<hr/>					
<hr/>					
<hr/>					
<hr/>					
<hr/>					
<hr/>					
<hr/>					
<hr/>					

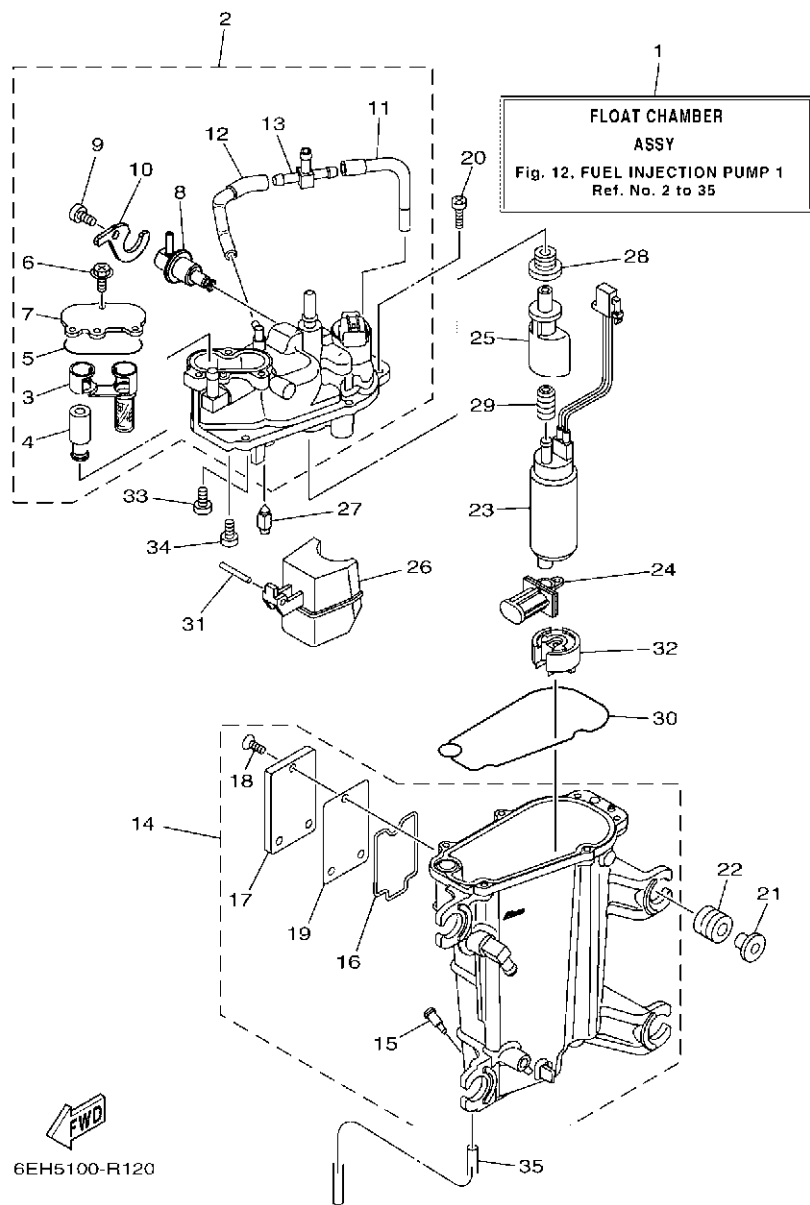
FIG. 11 INTAKE 3

ADMISSION 3



6EH5100-R110

REF. NO.	PART NO. N° PIECES	DESCRIPTION DESCRIPTION	6DV7	6DW7	REMARKS REMARQUES
1	6DA-13532-00	HOSE, VACUUM SENSING 3 DURITE 3	1	1	
2	90464-07M41	CLAMP BRIDE	1	1	
3	90445-09120	HOSE (L600) DURITE (L600)	1	1	
4	90465-11M10	CLAMP BRIDE	1	1	
5	90465-11M10	CLAMP BRIDE	1	1	
6	6DA-12576-00	HOSE 1 TUYAU 1	2	2	
7	6CE-24377-00	PIPE, JOINT 2 DURITE RACCORDEMENT 2	1	1	
8	90445-10056	HOSE (L85) DURITE (L85)	1	1	
9	90465-11M10	CLAMP BRIDE	4	4	
10	90467-09M09	CLIP JONC	1	1	
11	6DA-1475A-00	PIPE 1 DURITE 1	1	1	
12	90464-16001	CLAMP BRIDE	1	1	
13	6DA-1475F-00	PIPE 3 DURITE 3	1	1	
14	6DA-2416A-00	HOSE DURITE	1	1	
15	6CB-14989-00	ORIFICE, AIR VENT ORIFICE	1	1	
16	6DA-1475G-00	PIPE 4 DURITE 4	1	1	
17	90464-10011	CLAMP BRIDE	1	1	
18	6DA-13545-00	HOSE 1 DURITE 1	1	1	
19	688-24378-00	PIPE, JOINT 3 DURITE RACCORDEMENT 3	1	1	
20	68V-13546-10	HOSE 2 DURITE 2	1	1	
21	6DA-13548-00	HOSE, AIR 4 DURITE, A AIR 4	1	1	
22	6E5-21744-00	BREATHER RENIFLARD	2	2	
23	6DA-13547-00	HOSE 3 DURITE 3	1	1	
24	90464-18004	CLAMP BRIDE	1	1	
25	90464-16001	CLAMP BRIDE	1	1	
26	90464-16001	CLAMP BRIDE	1	1	



6EH5100-R120

FIG. 12 FUEL INJECTION PUMP 1

POMPE A INJECTEUR 1

REF. NO.	PART NO. N° PIECES	DESCRIPTION DESCRIPTION	6DV7	6DW7	REMARKS REMARQUES
1	6DA-14180-01	FLOAT CHAMBER ASSY CUVE DE FLOTTEUR	1	1	
2	6DA-14182-00	COVER, FLOAT CHAMBER COUVERCLE, CUVE DE FLOTTEUR	1	1	
3	6CB-24501-01	.FILTER, FUEL .FILTRE	1	1	
4	6CB-24460-00	.RELIEF VALVE ASSY .SOUPAPE DE SECURITE COMPLET	1	1	
5	6CB-13016-00	.O-RING .JOINT TORIQUE	1	1	
6	6CB-14216-00	.SCREW .VIS	3	3	
7	6CB-24217-00	.COVER .COUVERCLE	1	1	
8	6CB-13906-01	.REGULATOR, PRESSURE .REGULATEUR DE PRESSION	1	1	
9	6CB-14564-00	.SCREW .VIS	1	1	
10	6DA-14146-00	.PLATE .PLAQUE	1	1	
11	6DA-13892-00	.HOSE, AIR 2 .DURITE, A AIR 2	1	1	
12	6DA-13893-00	.HOSE, AIR 3 .DURITE, A AIR 3	1	1	
13	69J-24379-00	.PIPE, JOINT 4 .DURITE RACCORDEMENT 4	1	1	
14	6DA-14181-00	BODY, FLOAT CHAMBER 1 CORPS, CUVE DE FLOTTEUR 1	1	1	
15	6P2-14191-00	.PLUG, DRAIN .PLOT, VIDANGE	1	1	
16	6CB-14239-00	.SEAL .JOINT	1	1	
17	6CB-24452-10	.COVER .COUVERCLE	1	1	
18	6CB-14429-01	.SCREW .VIS	3	3	
19	6CB-24482-00	.GASKET 1 .JOINT 1	1	1	
20	63P-14567-00	SCREW VIS	6	6	
21	63P-13716-00	COLLAR COLLERETTE	4	4	
22	6CB-13593-00	DAMPER AMORTISSEUR	4	4	
23	6P2-13907-20	FUEL PUMP COMP. POMPE A CARBURANT COMP.	1	1	
24	63P-13915-00	FILTER FILTRE	1	1	
25	6AW-13132-00	JOINT RACCORD	1	1	
26	6CB-14985-00	FLOAT FLOTTEUR	1	1	
27	6CB-14546-00	VALVE, NEEDLE POINTEAU	1	1	

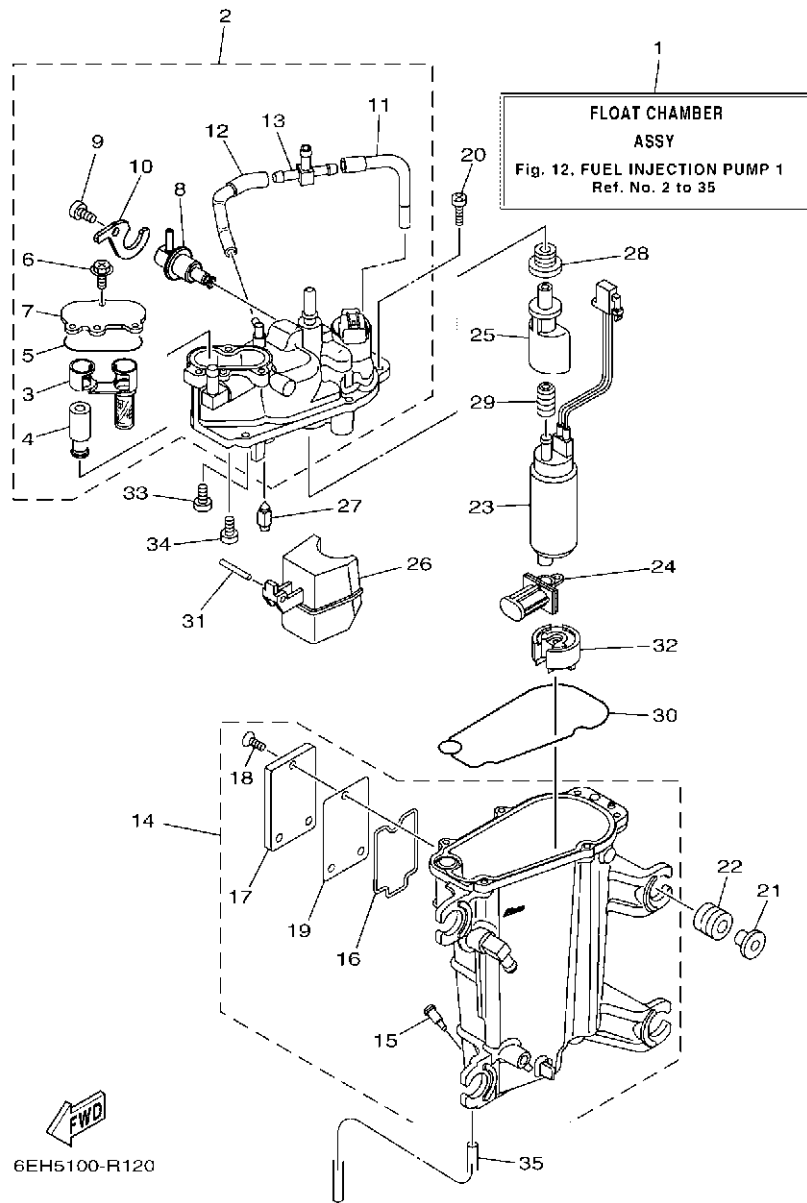


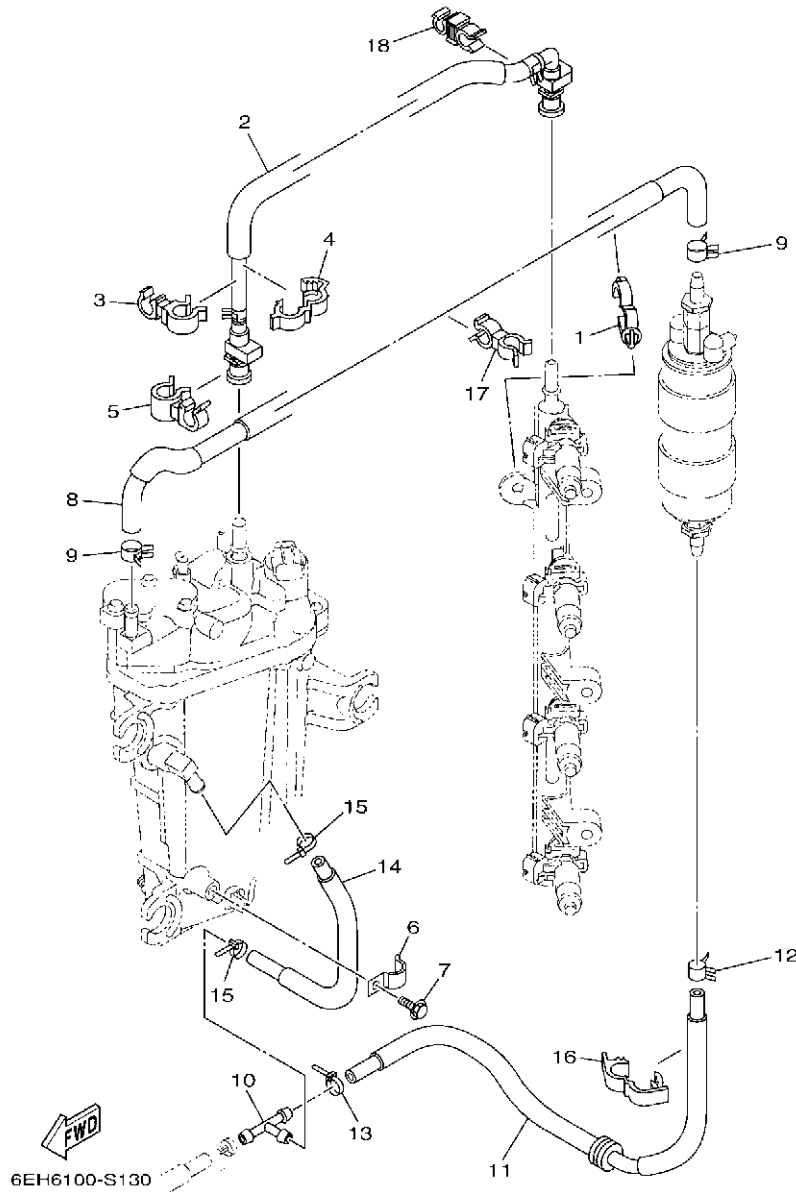
FIG. 12 FUEL INJECTION PUMP 1

POMPE A INJECTEUR 1

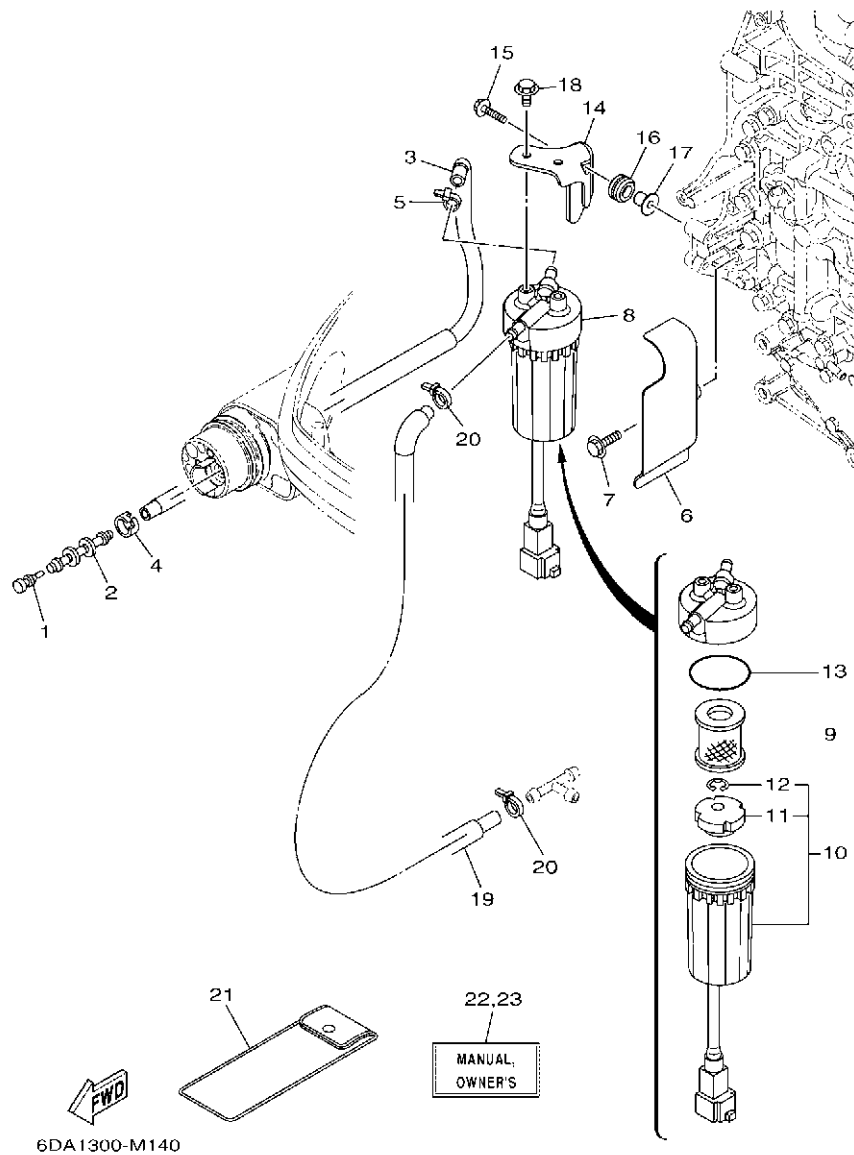
REF. NO.	PART NO. N° PIECES	DESCRIPTION DESCRIPTION	6DV7	6DW7	REMARKS REMARQUES
28	6CB-1447B-00	BUSH 1 DOUILLE 1	1	1	
29	6AW-13781-00	DAMPER, PUMP AMORTISSEUR, POMPE	1	1	
30	6CB-14984-00	GASKET, FLOAT CHAMBER JOINT, CUVE DE FLOTTEUR	1	1	
31	6P2-14386-00	PIN, FLOAT AXE, FLOTTEUR	1	1	
32	6AW-13784-00	COVER, PUMP COUVERCLE, POMPE	1	1	
33	4SV-24453-00	SCREW VIS	1	1	
34	98507-04008	SCREW, PAN HEAD VIS, TETE TRONCONIQUE	1	1	
35	6P2-14149-00	PIPE DURITE	1	1	

FIG. 13 FUEL INJECTION PUMP 2

POMPE A INJECTEUR 2



REF. NO.	PART NO. N° PIECES	DESCRIPTION DESCRIPTION	6DV7	6DW7	REMARKS REMARQUES
1	90464-20181	CLAMP BRIDE	1	1	
2	6DA-24310-00	FUEL PIPE ASSY DURITE A ESSENCE	1	1	
3	90464-12010	CLAMP BRIDE	1	1	
4	90464-16003	CLAMP BRIDE	1	1	
5	90464-15007	CLAMP BRIDE	1	1	
6	90465-08M63	CLAMP BRIDE	1	1	
7	95D95-06010	BOLT, FLANGE DEEP RECESS BOULON FIXATION	1	1	
8	6DA-24324-00	PIPE 13 DURITE 13	1	1	
9	90467-120A7	CLIP JONC	2	2	
10	6E5-24378-00	PIPE, JOINT 3 DURITE, RACCORDEMENT 3	1	1	
11	6DA-24317-00	PIPE 7 DURITE 7	1	1	
12	90467-120A7	CLIP JONC	1	1	
13	90465-11M10	CLAMP BRIDE	1	1	
14	6DA-24323-00	PIPE 12 DURITE 12	1	1	
15	90465-11M10	CLAMP BRIDE	2	2	
16	90464-18004	CLAMP BRIDE	1	1	
17	90464-13260	CLAMP BRIDE	1	1	
18	90464-13013	CLAMP BRIDE	1	1	

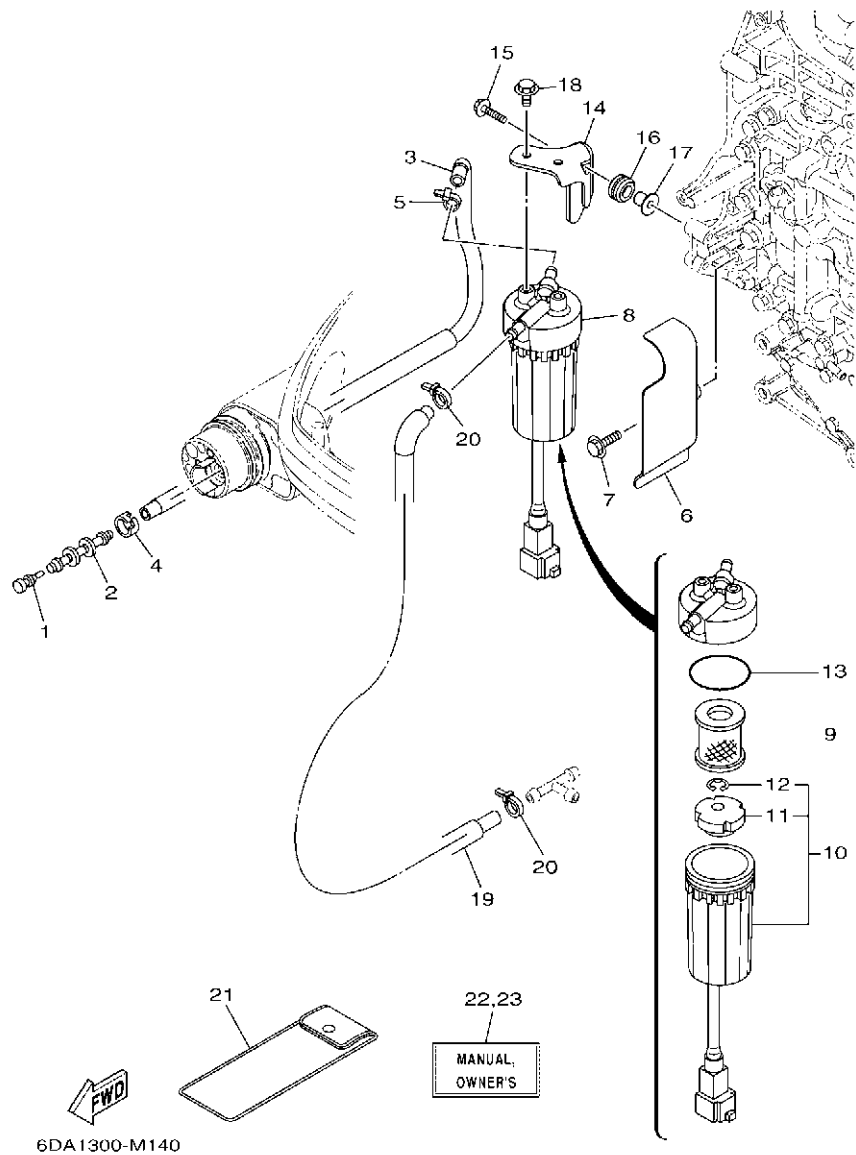


6DA1300-M140

FIG. 14 FUEL 1

CARBURANT 1

REF. NO.	PART NO. N° PIECES	DESCRIPTION DESCRIPTION	6DV7	6DW7	REMARKS REMARQUES
1	689-85547-00	DAMPER AMORTISSEUR	1	1	
2	6AW-24377-01	PIPE, JOINT 2 DURITE RACCORDEMENT 2	1	1	
3	6DA-24314-00	PIPE 4 DURITE 4	1	1	
4	6E5-24351-51	BAND 1 COLLIER 1	1	1	
5	90465-11M10	CLAMP BRIDE	1	1	
6	6DA-24596-00	COVER COUVERCLE	1	1	
7	95D95-06025	BOLT, FLANGE DEEP RECESS BOULON FIXATION	2	2	
8	6P3-24560-03	FILTER ASSY ENS FILTRE	1	1	
9	6P3-24563-01	.ELEMENT, FILTER .ELEMENT, FILTRE	1	1	
10	6P3-24562-03	.CUP, FILTER .CUVETTE, FILTRE	1	1	
11	6P3-24469-00	..FLOAT, WATER LEVEL ..FLOTTEUR	1	1	
12	6P3-24519-00	..CLIP ..JONC	1	1	
13	6P3-24564-00	..GASKET ..JOINT	1	1	
14	6DA-24566-00	BRACKET, FILTER SUPPORT, FILTRE	1	1	
15	90119-06M17	BOLT, WITH WASHER BOULON, AVEC RONDELLE	2	2	
16	90480-15013	GROMMET PASSE-FIL	2	2	
17	90387-06289	COLLAR COLLERETTE	2	2	
18	95D95-06012	BOLT, FLANGE DEEP RECESS BOULON FIXATION	2	2	
19	6DA-24313-00	PIPE 3 DURITE 3	1	1	
20	90465-11M10	CLAMP BRIDE	2	2	
21	69J-28100-02	TOOL KIT TROUSSE A OUTILS	1	1	AP AP
22	6DV-28199-77-E0	MANUAL, OWNER'S MANUEL D'UTILISATION	1	1	UR (E) UR (E)
	6DV-28199-77-F0	MANUAL, OWNER'S MANUEL D'UTILISATION	1	1	UR (F) UR (F)
	6DV-28199-77-S0	MANUAL, OWNER'S MANUEL D'UTILISATION	1	1	UR (ES) UR (ES)
	6DV-28199-77-G0	MANUAL, OWNER'S MANUEL D'UTILISATION	1	1	UR (D) UR (D)
	6DV-28199-77-D0	MANUAL, OWNER'S MANUEL D'UTILISATION	1	1	UR (NL) UR (NL)
	6DV-28199-77-H0	MANUAL, OWNER'S MANUEL D'UTILISATION	1	1	UR (I) UR (I)



6DA1300-M140

FIG. 14 FUEL 1

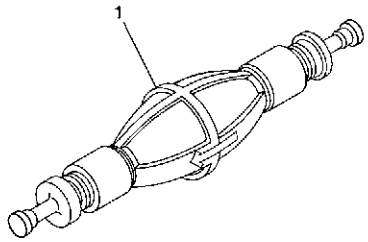
CARBURANT 1

REF. NO.	PART NO. N° PIECES	DESCRIPTION DESCRIPTION	6DV7	6DW7	REMARKS REMARQUES
23	6DV-28199-87-K0	MANUAL, OWNER'S MANUEL D'UTILISATION	1	1	UR (DK)
	6DV-28199-87-R0	MANUAL, OWNER'S MANUEL D'UTILISATION	1	1	UR (DK)
	6DV-28199-87-P0	MANUAL, OWNER'S MANUEL D'UTILISATION	1	1	UR (GR)
	6DV-28199-87-N0	MANUAL, OWNER'S MANUEL D'UTILISATION	1	1	UR (GR)
	6DV-28199-87-M0	MANUAL, OWNER'S MANUEL D'UTILISATION	1	1	UR (P)
	6DV-28199-87-L0	MANUAL, OWNER'S MANUEL D'UTILISATION	1	1	UR (P)
					UR (N)
					UR (N)
					UR (S)
					UR (S)
					UR (SF)
					UR (SF)

FIG. 15 FUEL 2

CARBURANT 2

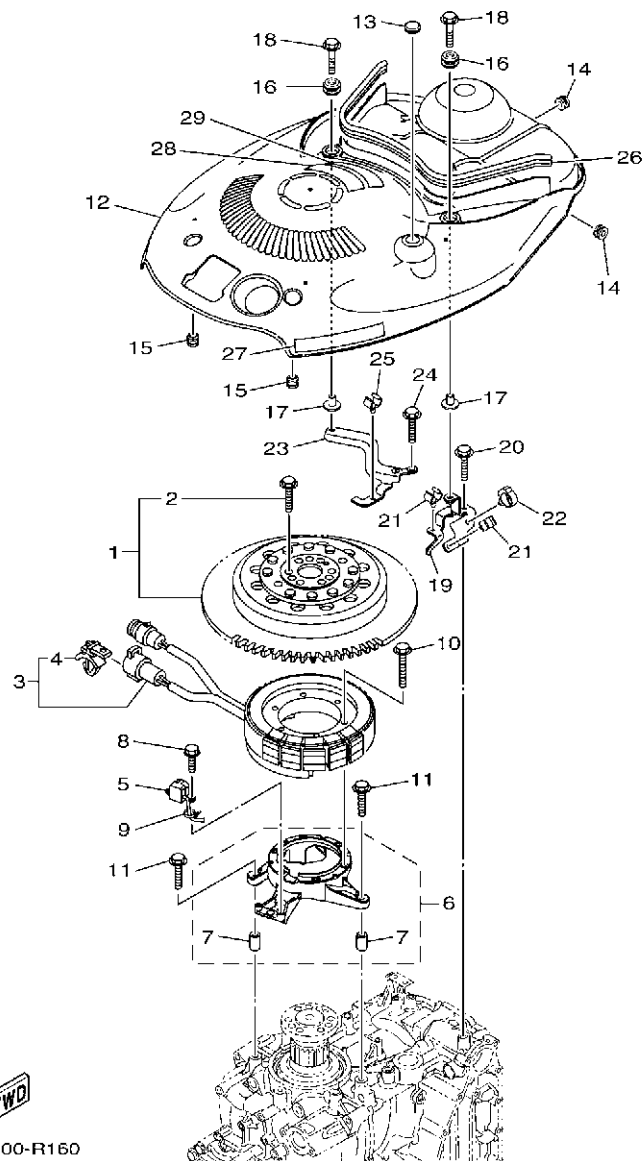
REF. NO.	PART NO. N° PIECES	DESCRIPTION DESCRIPTION	6DV7	6DW7	REMARKS REMARQUES
1	6AW-24360-01	PRIMER PUMP ASSY POMPE D'AMORCAGE	1	1	AP AP



6AW6100-L160

FIG. 16 GENERATOR

GENERATRICE

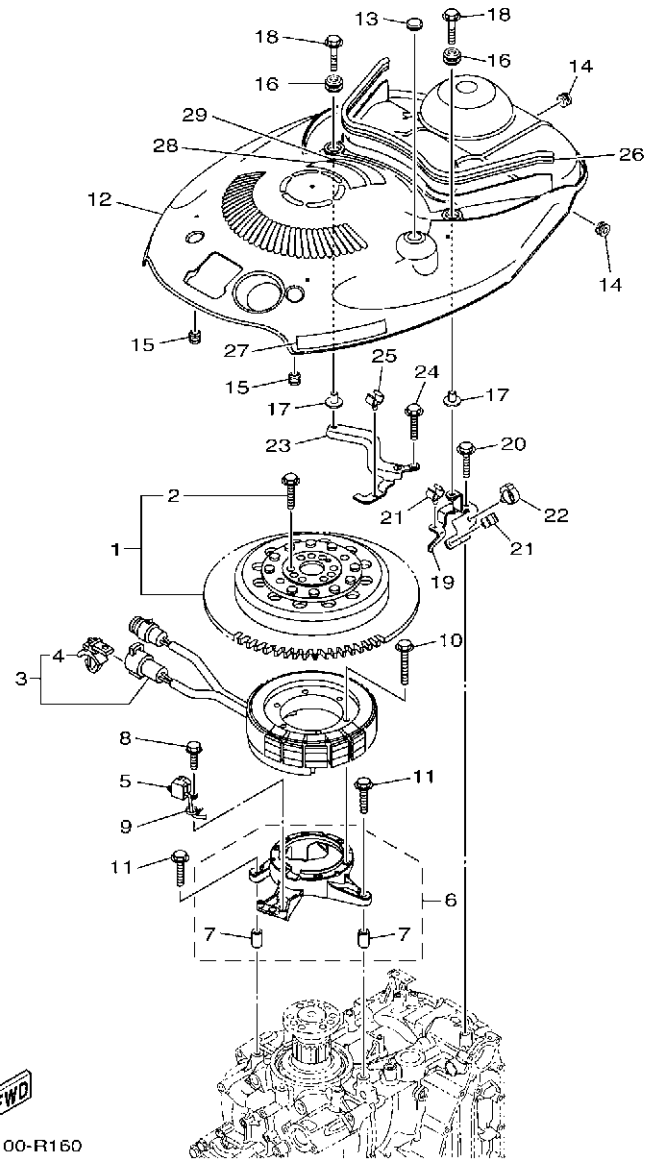


6DA5100-R160

REF. NO.	PART NO. N° PIECES	DESCRIPTION DESCRIPTION	6DV7	6DW7	REMARKS REMARQUES
1	6DA-W8145-00	ROTOR ASSY WITH BOLTS ROTOR COMPLET AVEC BOULON	1	1	
2	6EK-W9010-00	.BOLT SET .BOULON ENS.	1	1	
3	6DA-81410-00	STATOR ASSY STATOR COMPLET	1	1	
4	90464-12002	.CLAMP .BRIDE	1	1	
5	6CB-85580-00	COIL, PULSER BOBINE, PULSEUR	1	1	
6	6DA-85561-00	BASE, MAGNETO BASE, MAGNETO	1	1	
7	99590-08012	.PIN, DOWEL .GOUJON, D'ASSEMBLAGE	2	2	
8	97595-05520	BOLT, WITH WASHER VIS HEXAGONAL AVC RONDELLE	2	2	
9	90465-13M97	CLAMP BRIDE	1	1	
10	95022-06035	BOLT, FLANGE BOULON, A COLLERETTE	6	6	
11	95D95-06030	BOLT, FLANGE DEEP RECESS BOULON FIXATION	4	4	
12	6DA-81337-00	COVER, FLYWHEEL COUVERCLE, VOLANT	1	1	
13	90480-16025	GROMMET PASSE-FIL	1	1	
14	90480-12314	GROMMET PASSE-FIL	2	2	
15	6A0-82317-00	DAMPER, IGNITION COIL AMORTISSEUR, BOBINE D'ALLUM	2	2	
16	6BG-42748-00	GROMMET PASSE-FIL	2	2	
17	90387-06M69	COLLAR COLLERETTE	2	2	
18	90119-06M61	BOLT, WITH WASHER BOULON, AVEC RONDELLE	2	2	
19	6DA-8132G-01	PLATE PLAQUE	1	1	
20	95D95-06016	BOLT, FLANGE DEEP RECESS BOULON FIXATION	1	1	
21	90464-09130	CLAMP BRIDE	2	2	
22	90464-20181	CLAMP BRIDE	1	1	
23	6DA-82398-01	PLATE 3 PLAQUETTE 3	1	1	
24	95D95-06016	BOLT, FLANGE DEEP RECESS BOULON FIXATION	2	2	
25	90464-09130	CLAMP BRIDE	1	1	
26	6DA-42617-00	DAMPER, FORM BOURRELET, CAOUTCHOUC	1	1	
27	63P-13437-63	MARK, CAUTION MAKER	1	1	

FIG. 16 GENERATOR

GENERATRICE

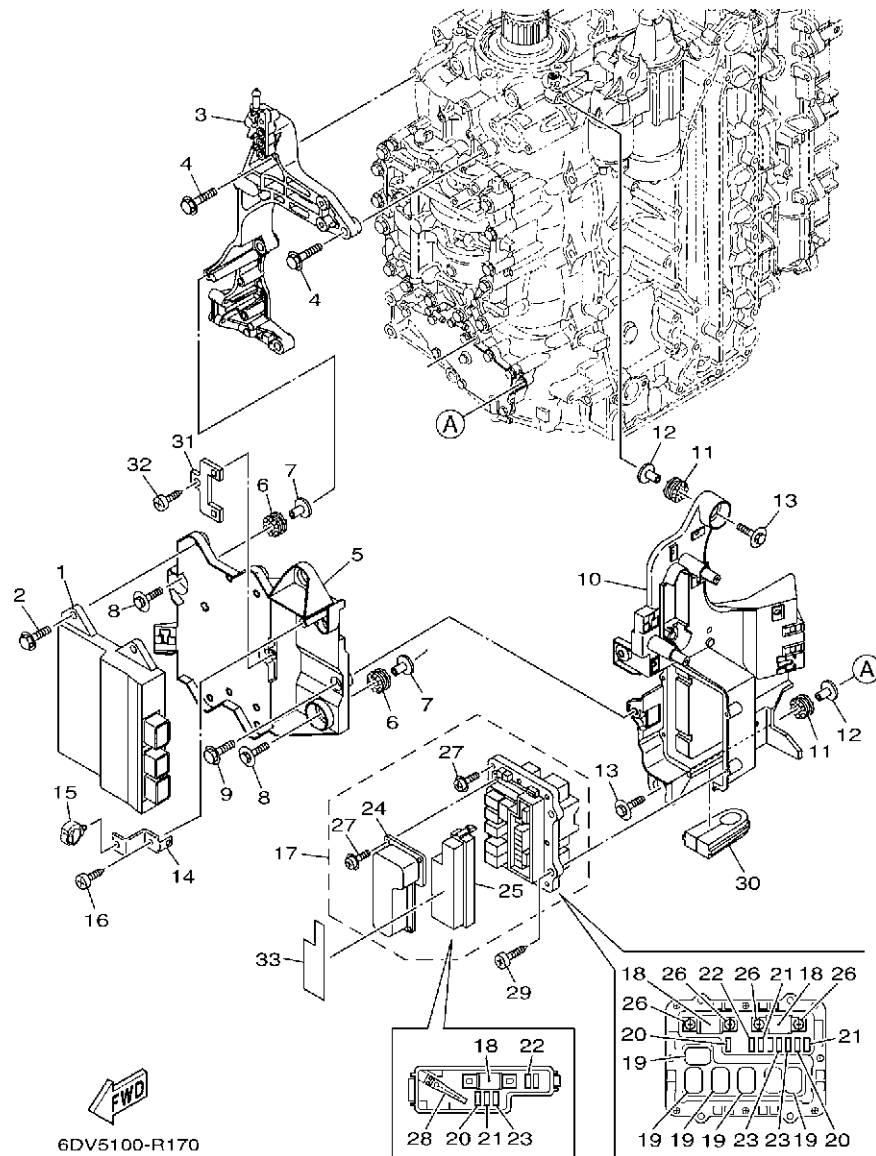


6DA5100-R160

REF. NO.	PART NO. N° PIECES	DESCRIPTION DESCRIPTION	GENERATRICE		REMARKS REMARQUES
			6DV7	6DW7	
28	6EE-81994-40	LABEL, SAFETY ETIQUETTE, SECURITE	1	1	
29	6EE-81994-50	LABEL, SAFETY ETIQUETTE, SECURITE	1	1	

FIG. 17 ELECTRICAL 1

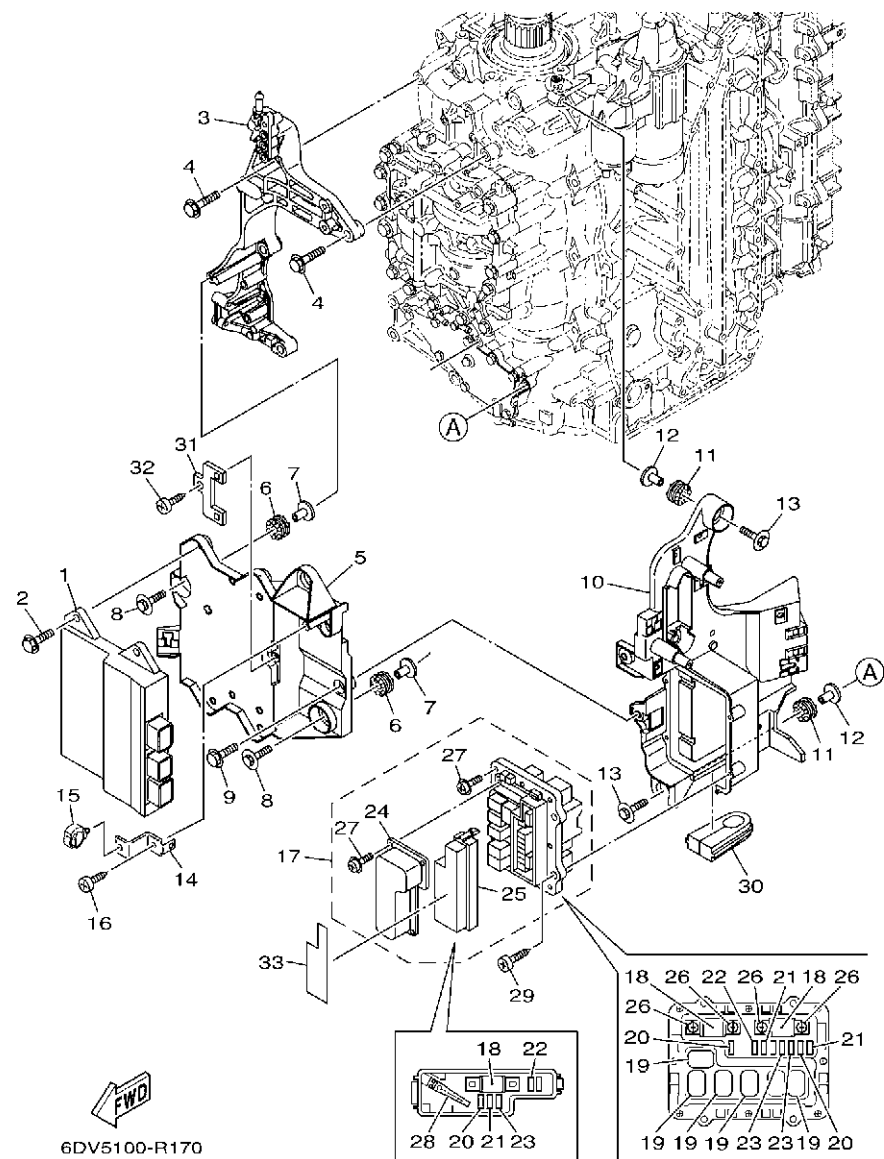
PARTIE ELECTRIQUE 1



REF. NO.	PART NO. N° PIECES	DESCRIPTION DESCRIPTION	6DV7	6DW7	REMARKS REMARQUES
1	6DV-8591A-21	ENGINE CONTROL UNIT ASSY BLOC DE CONTROL	1	1	
2	95D95-06020	BOLT, FLANGE DEEP RECESS BOULON FIXATION	4	4	
3	6DA-85991-00	BRACKET, UNIT SUPPORT COMPLET	1	1	
4	95D75-08035	BOLT, FLANGE DEEP RECESS BOULON FIXATION	4	4	
5	6DA-81948-01	BRACKET SUPPORT	1	1	
6	68F-85516-01	SPACER ENTRETOISE	3	3	
7	90387-06176	COLLAR COLLERETTE	3	3	
8	68F-85119-00	BOLT BOULON	3	3	
9	95D95-06016	BOLT, FLANGE DEEP RECESS BOULON FIXATION	2	2	
10	6DA-81952-01	HOLDER, RELAY SUPPORT, RELAIS	1	1	
11	68F-85516-01	SPACER ENTRETOISE	3	3	
12	90387-06176	COLLAR COLLERETTE	3	3	
13	68F-85119-00	BOLT BOULON	3	3	
14	6DA-85548-01	HOLDER SUPPORT	1	1	
15	90464-20181	CLAMP BRIDE	1	1	
16	97780-60620	SCREW, TAPPING VIS, TETE BOMBEE	1	1	
17	6DV-82170-11	FUSE BOX ASSY BOITE A FUSIBLES	1	1	
18	6P2-82151-00	.FUSE (60A) .FUSIBLE (60A)	3	3	
19	6AW-8195A-00	.RELAY ASSY .RELAIS COMPLET	5	5	
20	67F-82151-40	.FUSE (10A) .FUSIBLE (10A)	3	3	
21	67F-82151-50	.FUSE (15A) .FUSIBLE (15A)	3	3	
22	67F-82151-00	.FUSE (20A) .FUSIBLE (20A)	2	2	
23	67F-82151-10	.FUSE (30A) .FUSIBLE (30A)	3	3	
24	6CB-81639-10	.COVER .COUVERCLE	1	1	
25	6CB-85544-00	.CASE .BOITIER	1	1	
26	68F-82846-00	.SCREW, PAN HEAD (M5) .VIS, TETE TRONCONIQUE (M5)	4	4	
27	6P2-82113-00	.SCREW (M3) .VIS (M3)	13	13	

FIG. 17 ELECTRICAL 1

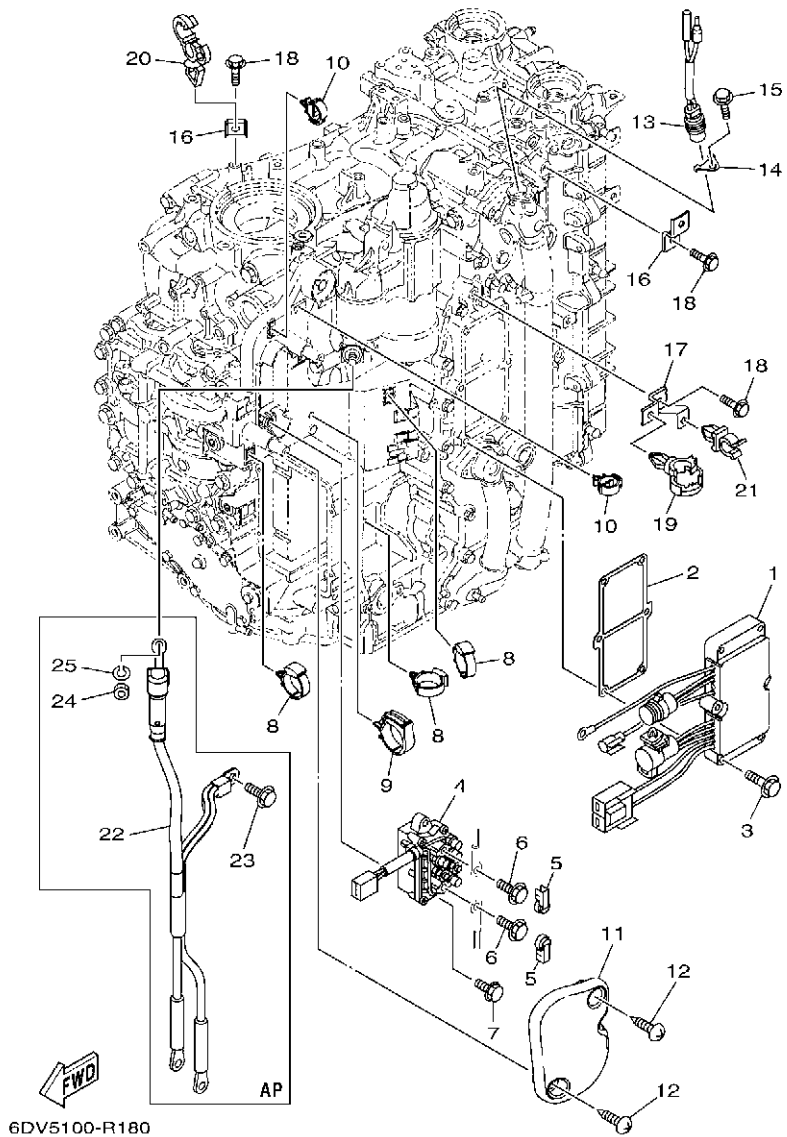
PARTIE ELECTRIQUE 1



REF. NO.	PART NO. N° PIECES	DESCRIPTION DESCRIPTION	6DV7	6DW7	REMARKS REMARQUES
28	67F-2812A-00	.PULLER, FUSE .TENDEUR, FUSIBLE	1	1	
29	97780-50620	SCREW, TAPPING VIS, TETE BOMBEE	4	4	
30	6DA-81336-00	GROMMET OEILLET CAOUTCHOUC	1	1	
31	6C5-8257V-00	PLATE, CONNECTOR PLAQUE, CONNECTEUR	1	1	
32	97780-60620	SCREW, TAPPING VIS, TETE BOMBEE	1	1	
33	6DV-81919-00	GRAPHIC, REGULATOR ADHESIF, REGULATEUR	1	1	

FIG. 18 ELECTRICAL 2

PARTIE ELECTRIQUE 2

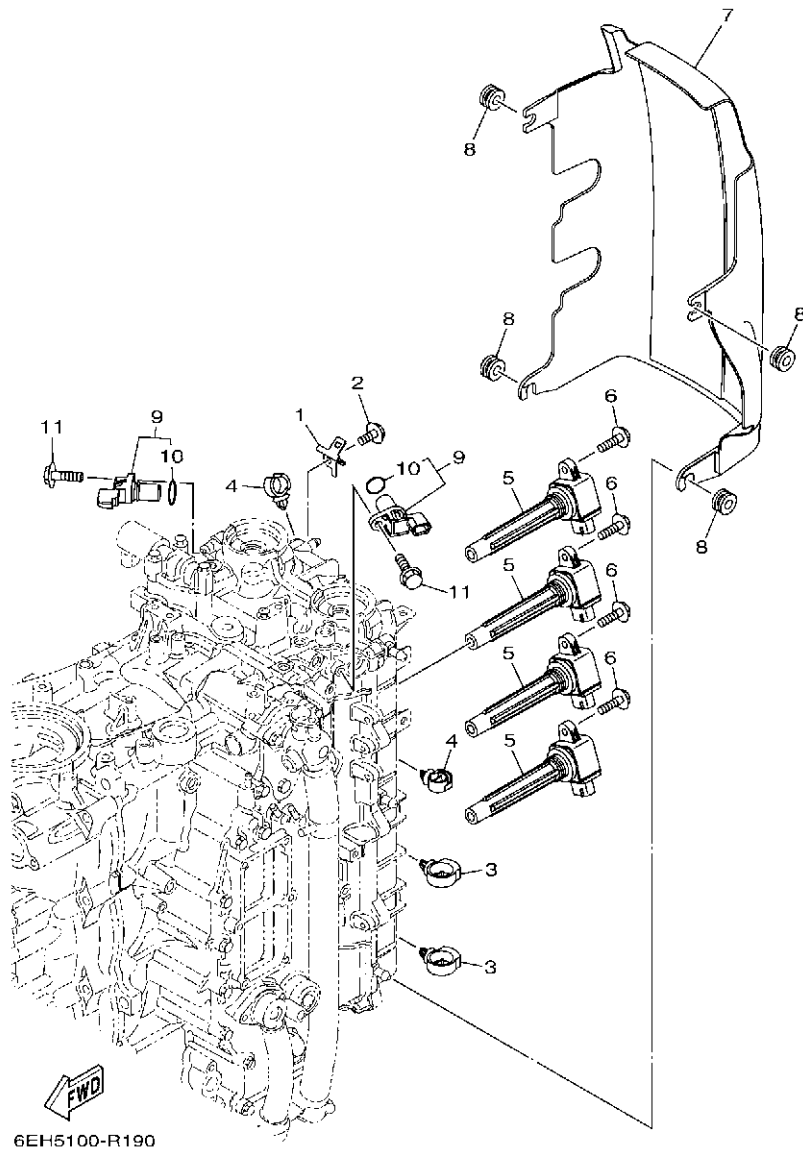


6DV5100-R180

REF. NO.	PART NO. N° PIECES	DESCRIPTION DESCRIPTION	6DV7	6DW7	REMARKS REMARQUES
1	6DV-81960-00	RECTIFIER & REGULATOR ASSY REDRESSEUR REGULATEUR CPLT	1	1	
2	6DA-81975-01	PLATE, RECTIFIER FITTING PLAQUE, FIXATION DU REDRESSEUR	1	1	
3	97E95-06535	BOLT, HEXAGON W/W DEEP RECESS VIS HEXAGONAL AVC RONDELLE	6	6	
4	6AW-81950-00	RELAY ASSY RELAIS COMPLET	1	1	
5	6P2-8183X-00	CAP, TERMINAL COUVERCLE, BORNE	2	2	
6	97E95-06610	BOLT, HEXAGON W/W DEEP RECESS VIS HEXAGONAL AVC RONDELLE	2	2	
7	97E95-06520	BOLT, HEXAGON W/W DEEP RECESS VIS HEXAGONAL AVC RONDELLE	2	2	
8	90464-12183	CLAMP BRIDE	3	3	
9	90464-32002	CLAMP BRIDE	1	1	
10	90464-18246	CLAMP BRIDE	2	2	
11	6DA-81942-00	COVER COUVERCLE	1	1	
12	90169-05M00	SCREW, TRUSS HEAD TAPPING VIS, TETE FRAISEE	2	2	
13	6P2-82560-01	THERMO SWITCH ASSY THERMO-CONTACT COMPLET	1	1	
14	6E9-82588-00	PLATE PLAQUE	1	1	
15	95D95-06012	BOLT, FLANGE DEEP RECESS BOULON FIXATION	1	1	
16	6DA-82388-00	PLATE PLAQUETTE	2	2	
17	6DA-82389-00	PLATE 2 PLAQUETTE 2	1	1	
18	95D95-06016	BOLT, FLANGE DEEP RECESS BOULON FIXATION	3	3	
19	90464-20181	CLAMP BRIDE	1	1	
20	90464-13249	CLAMP BRIDE	1	1	
21	90464-09008	CLAMP BRIDE	1	1	
22	6DA-82105-01	BATTERY CABLE CABLE DE BATTERIE	1	1	AP
23	95D95-08016	BOLT, FLANGE DEEP RECESS BOULON FIXATION	1	1	AP
24	95333-08600	NUT ECROU	1	1	AP
25	92903-08100	WASHER, SPRING RONDELLE, GROWER	1	1	AP

FIG. 19 ELECTRICAL 3

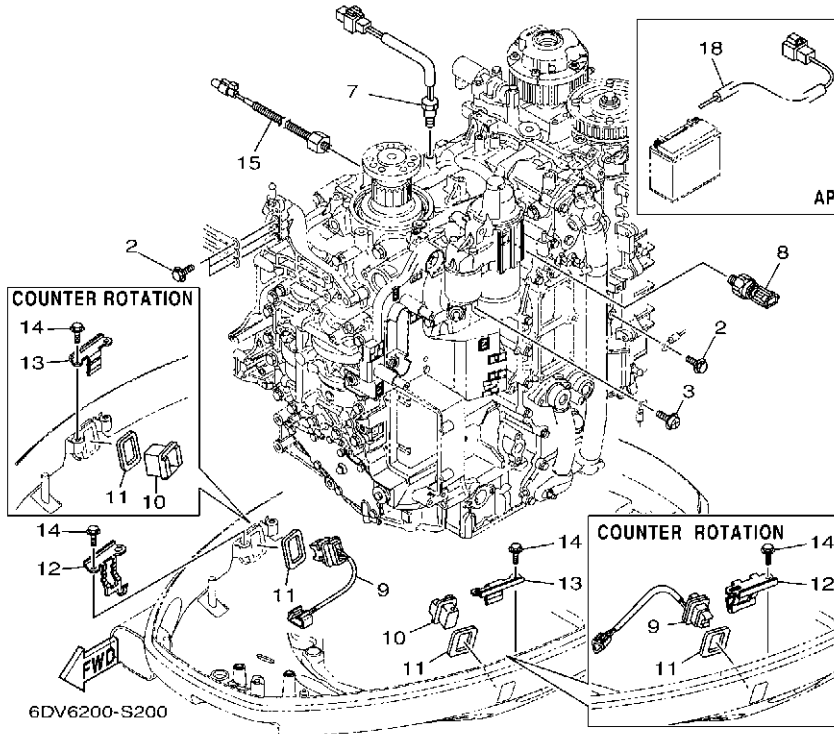
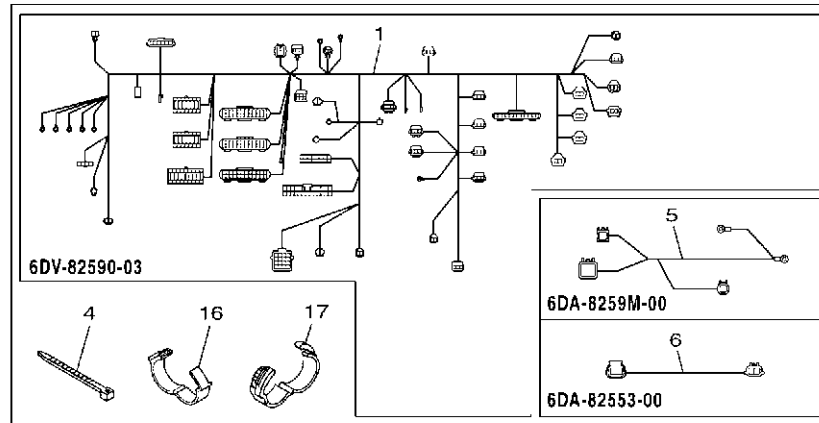
PARTIE ELECTRIQUE 3



REF. NO.	PART NO. N° PIECES	DESCRIPTION DESCRIPTION	6DV7	6DW7	REMARKS REMARQUES
1	6D8-82389-01	PLATE 2 PLAQUETTE 2	1	1	
2	95D95-06012	BOLT, FLANGE DEEP RECESS BOULON FIXATION	1	1	
3	90464-20181	CLAMP BRIDE	2	2	
4	90464-13249	CLAMP BRIDE	2	2	
5	6CB-82310-00	IGNITION COIL ASSY BOBINE D'ALLUMAGE	4	4	
6	95D95-06025	BOLT, FLANGE DEEP RECESS BOULON FIXATION	4	4	
7	6DA-82314-00	COVER, IGNITION COIL COUVERCLE, BOBINE D'ALLUMAGE	1	1	
8	90480-12314	GROMMET PASSE-FIL	4	4	
9	6P2-85896-00	SENSOR, CAM POSITION SONDE DE CAME	2	2	
10	6P2-85075-00	.O-RING .JOINT TORIQUE	1	1	
11	97E95-06520	BOLT, HEXAGON W/W DEEP RECESS VIS HEXAGONAL AVC RONDELLE	2	2	

FIG. 20 ELECTRICAL 4

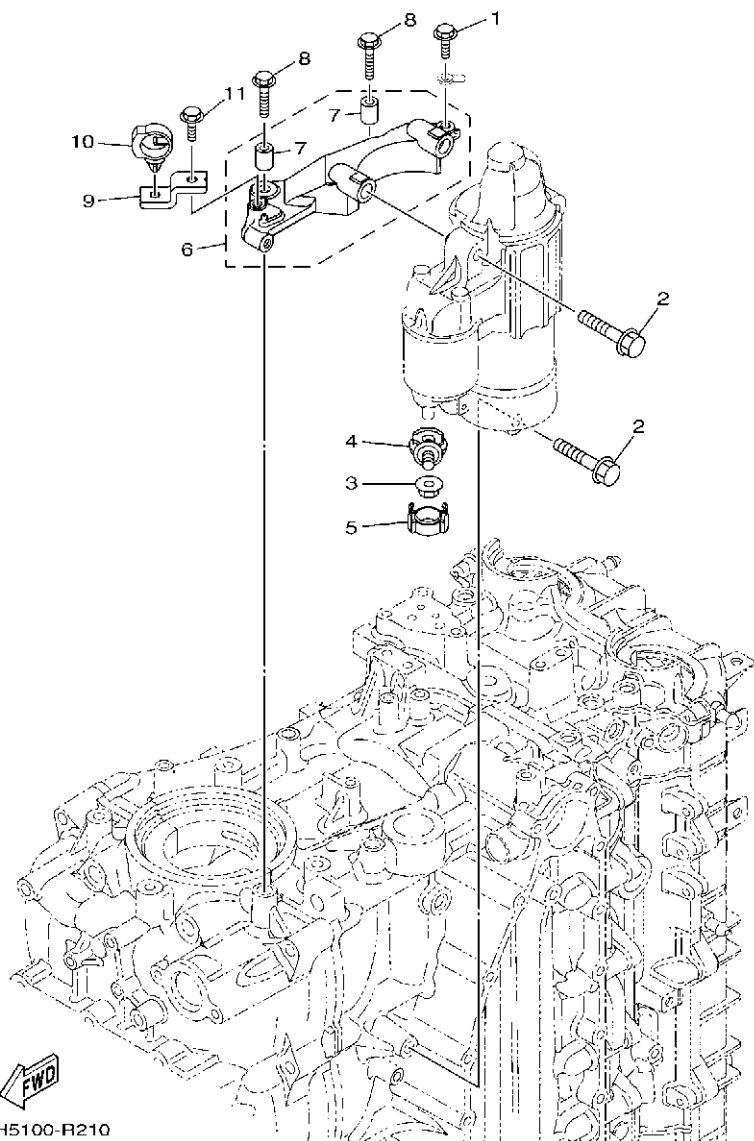
PARTIE ELECTRIQUE 4



REF. NO.	PART NO. N° PIECES	DESCRIPTION DESCRIPTION	6DV7	6DW7	REMARKS REMARQUES
1	6DV-82590-03	WIRE HARNESS ASSY FAISCEAU DE FILS COMPLET	1	1	
2	97E95-06516	BOLT, HEXAGON W/W DEEP RECESS VIS HEXAGONAL AVEC RONDELLE	4	4	
3	97985-04308	SCREW, WITH WASHER VIS, AVEC RONDELLE	1	1	
4	90465-11M59	CLAMP BRIDE	1	1	
5	6DA-8259M-00	WIRE HARNESS ASSY 2 FAISCEAU DE FILS	1	1	
6	6DA-82553-00	EXTENSION, WIRE LEAD EXTENSION, FAISCEAU	1	1	
7	6CB-85790-00	THERMOSENSOR ASSY SENSITOMETRE	1	1	
8	6AW-83651-00	SENDER, OIL PRESSURE RACCORD, PRESSION D'HUILE	1	1	
9	6BR-82563-01	TRIM & TILT SWITCH ASSY INCLINER ET PAREE COMMUTATEUR	1	1	
10	69J-42723-01	COVER, BOTTOM COUVERCLE	1	1	
11	69J-82587-00	GASKET JOINT	2	2	
12	63P-83614-01	BRACKET SUPPORT	1	1	
13	6DA-83614-00	BRACKET SUPPORT	1	1	
14	95D95-06012	BOLT, FLANGE DEEP RECESS BOULON FIXATION	4	4	
15	6CJ-85780-00	SENSOR, KNOCK SONDE DE COGNEMENT	1	1	
16	90464-26001	CLAMP BRIDE	5	5	
17	90464-28003	CLAMP BRIDE	3	3	
18	69J-81949-02	WIRE, LEAD (ISOLATOR, 3.8M) FIL (ISOLATOR, 3.8M)	1	1	AP AP

FIG. 21 ELECTRICAL 5

PARTIE ELECTRIQUE 5

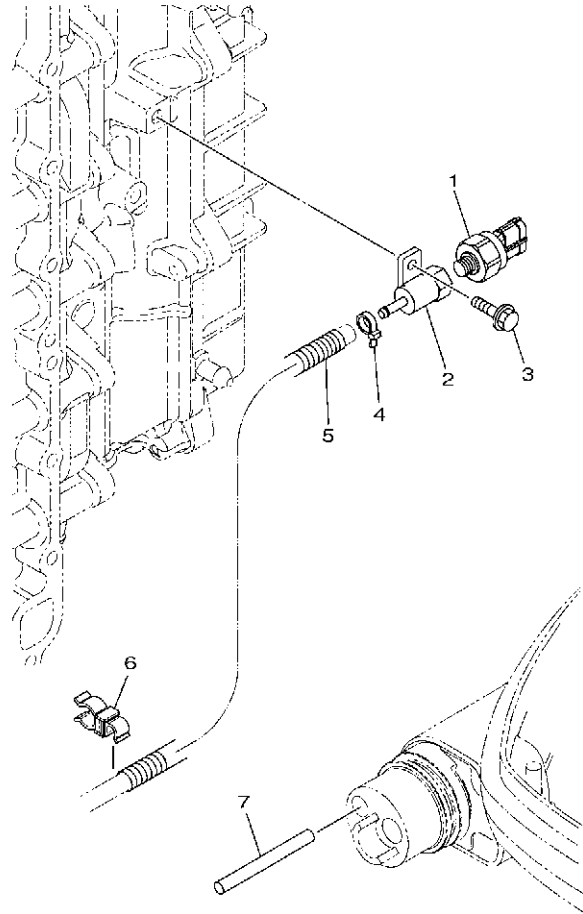


6EH5100-R210

REF. NO.	PART NO. N° PIECES	DESCRIPTION DESCRIPTION	6DV7	6DW7		REMARKS REMARQUES
1	97E95-06516	BOLT, HEXAGON W/W DEEP RECESS VIS HEXAGONAL AVC RONDELLE	1	1		
2	97513-08545	BOLT, WITH WASHER VIS HEXAGONAL AVC RONDELLE	3	3		
3	90179-08003	NUT ECROU	1	1		
4	60V-81925-00	TERMINAL BORNE	1	1		
5	68F-82582-00	CAP,1 COUVERCLE 1	1	1		
6	6DA-81822-00	BRACKET, STARTING MOTOR SUPPORT, DEMARREUR ELECTRIQUE	1	1		
7	99590-10114	.PIN, DOWEL .GOUJON, D'ASSEMBLAGE	2	2		
8	90105-08M87	BOLT, FLANGE BOULON, A COLLERETTE	2	2		
9	6DA-82388-00	PLATE PLAQUETTE	1	1		
10	90464-20181	CLAMP BRIDE	1	1		
11	95D95-06016	BOLT, FLANGE DEEP RECESS BOULON FIXATION	1	1		

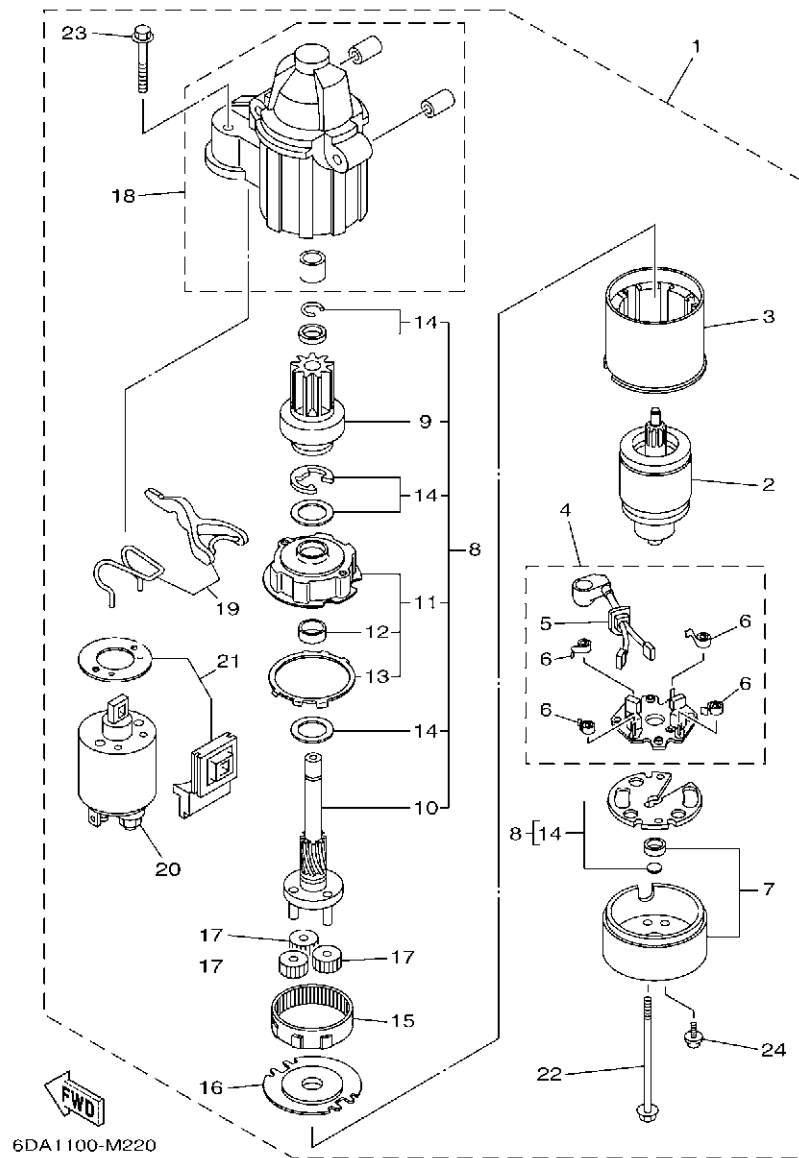
FIG. 22 ELECTRICAL 6

PARTIE ELECTRIQUE 6



REF. NO.	PART NO. N° PIECES	DESCRIPTION DESCRIPTION	6DV7	6DW7	REMARKS REMARQUES
1	6AW-8366B-01	SENSOR, WATER PRESSURE SONDE DE PRESSION D'EAU	1		FOR LAN SPEED FOR LAN SPEED
2	60V-8366D-00	ADAPTOR, INPUT CONNECTEUR 3	1		FOR LAN SPEED FOR LAN SPEED
3	95D95-06016	BOLT, FLANGE DEEP RECESS BOULON FIXATION	1		FOR LAN SPEED FOR LAN SPEED
4	90465-11M10	CLAMP BRIDE	1		FOR LAN SPEED FOR LAN SPEED
5	90447-07008	HOSE, WITH SPRING (L200) DURITE	1		FOR LAN SPEED FOR LAN SPEED
6	90464-13013	CLAMP BRIDE	1		FOR LAN SPEED FOR LAN SPEED
7	60V-42629-00	SEAL JOINT	1		L(20.3")-FOR LAN SPEED L(20.3")-FOR LAN SPEED


6DV5300-R220



6DA1100-M220

FIG. 23 STARTING MOTOR

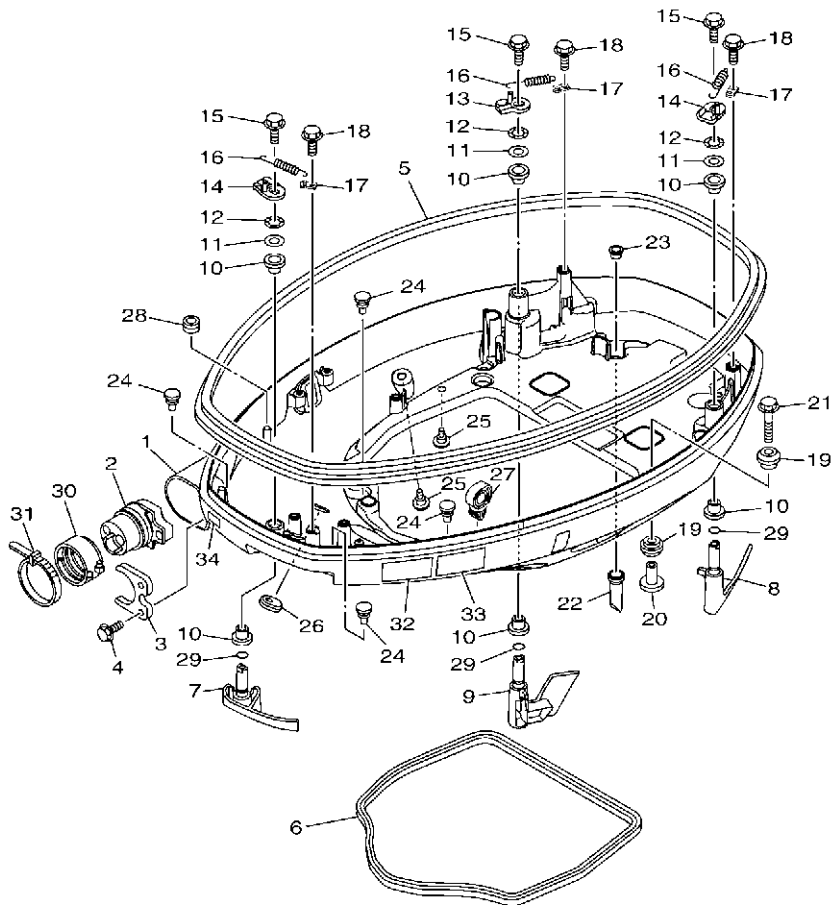
DEMARREUR ELECTRIQUE

REF. NO.	PART NO. N° PIECES	DESCRIPTION DESCRIPTION	6DV7	6DW7	REMARKS REMARQUES
1	6CB-81800-01	STARTING MOTOR ASSY DEMARREUR ELECTRIQUE COMPLET	1	1	
2	67F-81850-00	.ARMATURE ASSY .INDUIT	1	1	
3	67F-81810-00	.STATOR ASSY .STATOR COMPLET	1	1	
4	69J-81840-11	.BRUSH HOLDER ASSY .SUPPORT DE CHARBON	1	1	
5	69J-81801-11	.BRUSH SET .JEU DE BROSE	1	1	
6	67F-81813-00	.SPRING, BRUSH .RESSORT, DE CHARBON	4	4	
7	6CB-81820-00	.REAR BRACKET ASSY .SUPPORT ARRIERE COMPLET	1	1	
8	6CB-81807-00	.GEAR ASSY, STARTING MOTOR .PIGNON, DEMARREUR ELECTRIQUE	1	1	
9	6CB-81832-00	.CLUTCH, OVER RUN .EMBRAYAGE, ROUE LIBRE	1	1	
10	6CB-81836-00	.SHAFT, PINION .AXE, PIGNON	1	1	
11	67F-81821-00	.BRACKET, CENTER 1 .SUPPORT, CENTRE 1	1	1	
12	67F-81841-00	...BEARING ...ROULEMENT	1	1	
13	67F-8183R-00	...GASKET ...JOINT	1	1	
14	6CB-81809-00	.WASHER KIT .JEU DE RONDELLES	1	1	
15	67F-81891-00	.GEAR, RING .ROUE DENTEE	1	1	WITH 67F-8183R-00 WITH 67F-8183R-00
16	67F-81830-00	.BRACKET, CENTER 2 .SUPPORT, CENTRE 2	1	1	
17	60V-8183T-00	.GEAR, IDLER .PIGNON, INTERMEDIAIRE	3	3	
18	6CB-81842-00	.COVER .COUVERCLE	1	1	
19	6C5-81839-00	.LEVER ASSY .LEVIER COMPLET	1	1	
20	6C5-81941-00	.STARTER RELAY ASSY .LANCEUR RELAIS (ENS.)	1	1	
21	6C5-81869-00	.COVER, DUST .COUVERCLE, POUSSIERE	1	1	
22	6CB-81826-00	.BOLT .BOULON	2	2	
23	69J-81828-00	.BOLT 2 .BOULON 2	2	2	
24	67F-81846-00	.SCREW .VIS	2	2	

FIG. 24 BOTTOM COWLING 1

CAPOT INFERIEUR 1

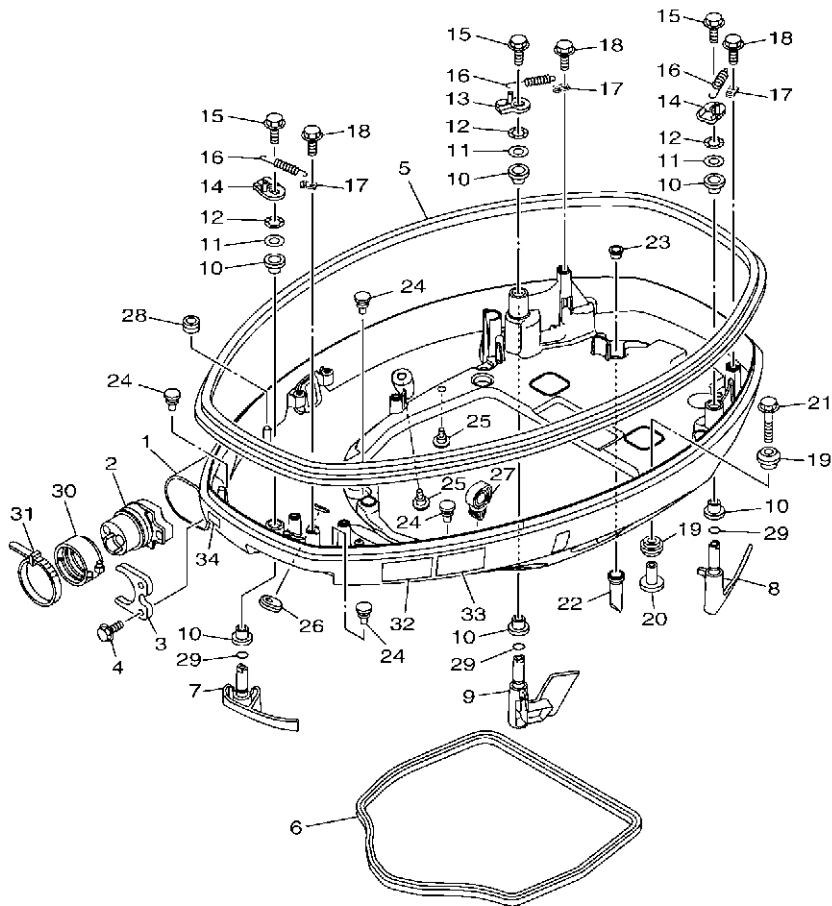
REF. NO.	PART NO. N° PIECES	DESCRIPTION DESCRIPTION	6DV7	6DW7	REMARKS REMARQUES
1	6DA-42710-00-8D	BOTTOM COWLING ASSY ENS. EMBASE	1	1	
2	6CE-42725-02	GROMMET PASSE-FIL	1	1	
3	6CB-42761-00	STOPPER PLAQUETTE	1	1	
4	95D95-06014	BOLT, FLANGE DEEP RECESS BOULON FIXATION	2	2	
5	6DA-42615-00	SEAL JOINT	1	1	
6	63P-42716-00	RUBBER SEAL 1 JOINT EN CAOUTCHOUC 1	1	1	
7	6DA-42815-01-8D	LEVER, CLAMP 1 LEVIER, PRESSE 1	1	1	
8	6DA-42816-02-8D	LEVER, CLAMP 2 LEVIER, PRESSE 2	1	1	
9	6DA-42817-02-8D	LEVER, CLAMP 3 LEVIER, PRESSE 3	1	1	
10	90386-15M73	BUSH DOUILLE	6	6	
11	90201-156J2	WASHER, PLATE RONDELLE, PLATE	3	3	
12	90206-15M18	WASHER, WAVE RONDELLE, ONDULEE	3	3	
13	6CB-42818-00	LEVER, CLAMP 4 LEVIER, PRESSE 4	1	1	
14	6CB-42819-00	LEVER, CLAMP 5 LEVIER, PRESSE 5	2	2	
15	95D95-08012	BOLT, FLANGE DEEP RECESS BOULON FIXATION	3	3	
16	90506-22001	SPRING, TENSION RESSORT, TENSION	3	3	
17	66T-43144-00	HOOK, SPRING CROCHET	3	3	
18	95D95-06012	BOLT, FLANGE DEEP RECESS BOULON FIXATION	3	3	
19	90480-22M81	GROMMET PASSE-FIL	8	8	
20	90387-08M37	COLLAR COLLERETTE	4	4	
21	90119-08M22	BOLT, WITH WASHER BOULON, AVEC RONDELLE	4	4	
22	6DA-42717-00	RUBBER, SEAL 2 JOINT EN CAOUTCHOUC 2	4	4	
23	6DA-42384-00	SEAL, CAP JOINT, CAPUCHON	4	4	
24	6H4-42748-00	GROMMET PASSE-FIL	4	4	
25	6P2-44391-00	NIPPLE, HOSE RACCORD D'ESSENCE	2	2	
26	61A-42727-00	GROMMET PASSE-FIL	1	1	
27	90464-13249	CLAMP BRIDE	1	1	



6DV5100-R240

FIG. 24 BOTTOM COWLING 1

CAPOT INFERIEUR 1

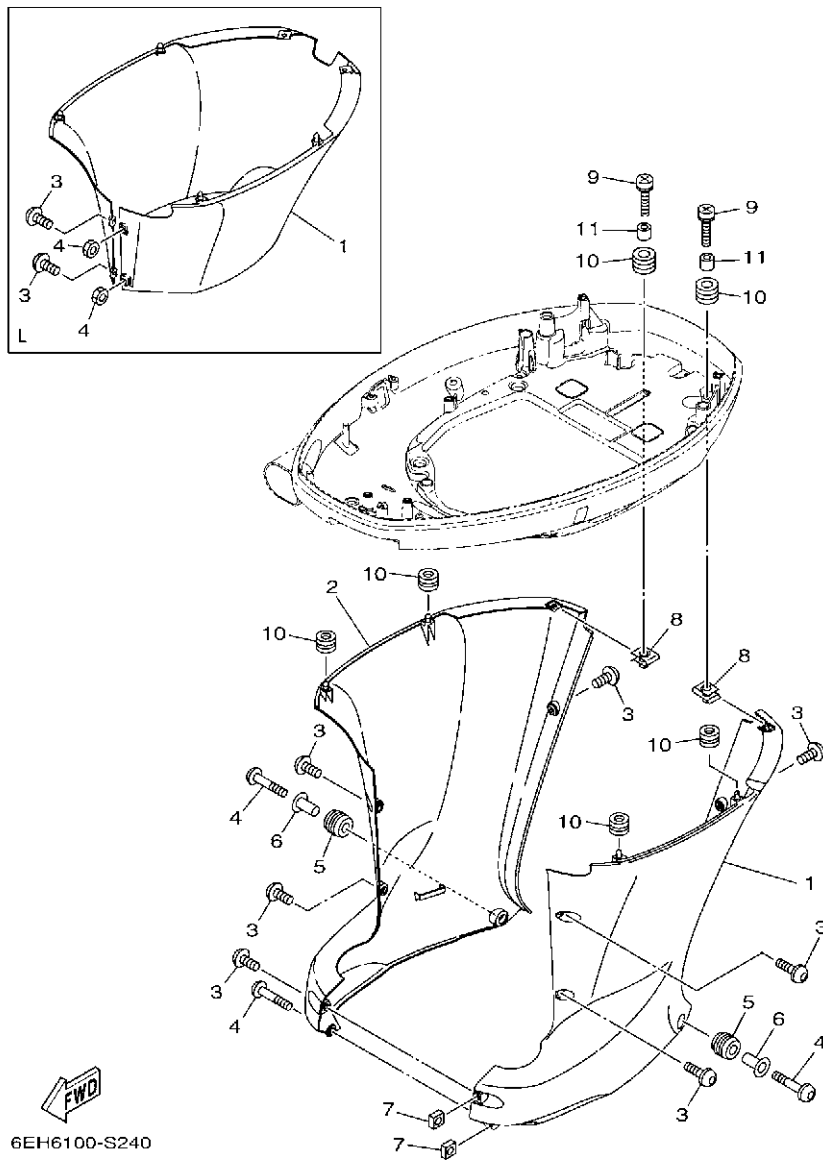



 6DV5100-R240

REF. NO.	PART NO. N° PIECES	DESCRIPTION DESCRIPTION	6DV7	6DW7	REMARKS REMARQUES
28	90480-13163	GROMMET PASSE-FIL	1	1	
29	93210-13M63	O-RING JOINT TORIQUE	3	3	
30	68F-42753-00	FASTNER ATTACHE	1	1	AP
31	90464-20258	CLAMP BRIDE	1	1	AP AP AP
32	6EE-42794-40	LABEL, WARNING (GENERAL) ETIQUETTE, AVERTISSEMENT	1	1	
33	6EE-42794-50	LABEL, WARNING (GENERAL) ETIQUETTE, AVERTISSEMENT	1	1	
34	6AH-81996-00	MARK MARQUE	1	1	

FIG. 25 BOTTOM COWLING 2

CAPOT INFERIEUR 2

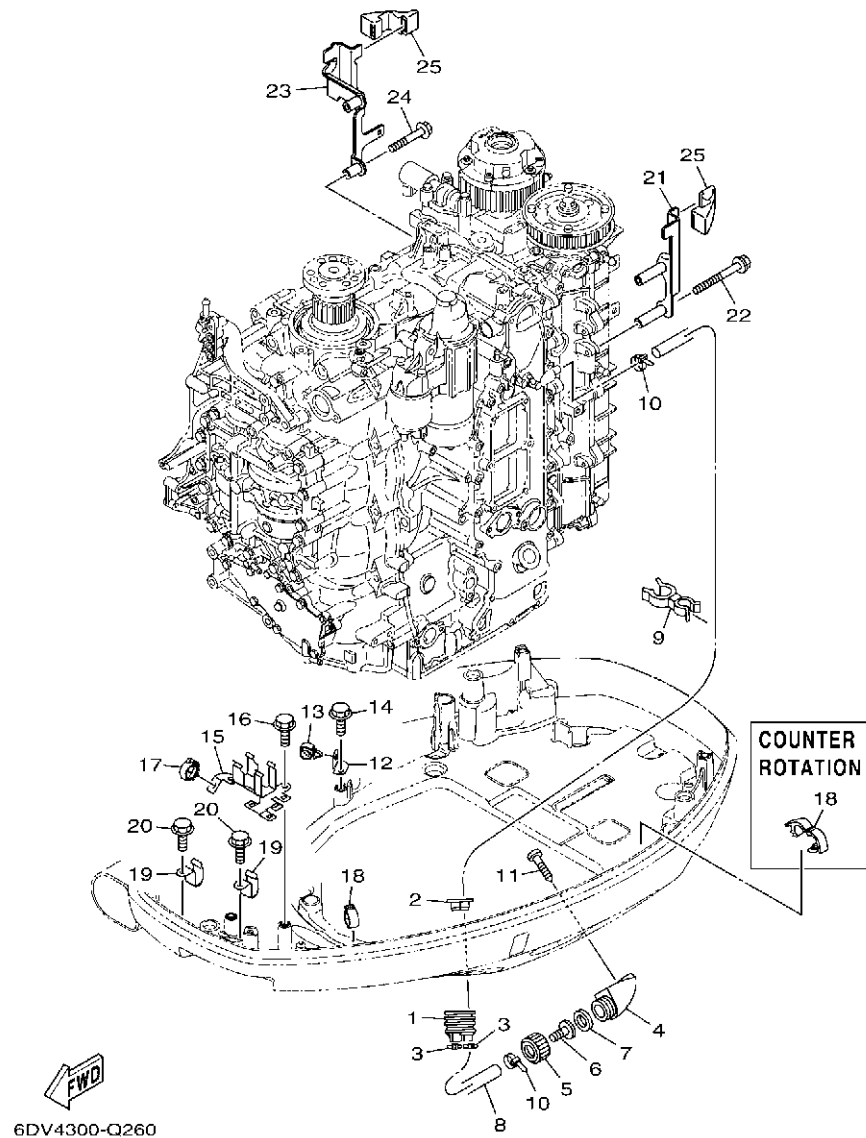


6EH6100-S240

REF. NO.	PART NO. N° PIECES	DESCRIPTION DESCRIPTION	6DV7	6DW7	REMARKS REMARQUES
1	6DA-42740-01	APRON COMPLETE 1 CAPOT LATERAL COMPLETE 1	1	1	X(25.3") X(25.3")
	6DA-42741-11-8D	APRON CAPOT LATERAL	1		L(20.3") L(20.3")
2	6DA-42770-01	APRON COMPLETE 2 CAPOT LATERAL COMPLETE 2	1	1	X(25.3") X(25.3")
3	90111-06144	BOLT,HEX. SOCKET BUTTON BOULON	7	7	X(25.3") X(25.3")
	90159-06M28	SCREW, WITH WASHER VIS, AVEC RONDELLE	2		L(20.3") L(20.3")
4	90111-06142	BOLT,HEX. SOCKET BUTTON BOULON	3	3	X(25.3") X(25.3")
	95380-06600	NUT, HEXAGON ECROU	2		L(20.3") L(20.3")
5	90480-16009	GROMMET PASSE-FIL	2	2	X(25.3") X(25.3")
6	90387-07028	COLLAR COLLERETTE	2	2	X(25.3") X(25.3")
7	90173-06001	NUT, SQUARE ECROU, CARRE	2	2	X(25.3") X(25.3")
8	90183-061A8	NUT, SPRING ECROU, RESSORT	2	2	
9	90159-06053	SCREW, WITH WASHER VIS, AVEC RONDELLE	2	2	
10	90480-13M24	GROMMET PASSE-FIL	6	6	
11	90387-06M43	COLLAR COLLERETTE	2	2	

FIG. 26 BOTTOM COWLING 3

CAPOT INFERIEUR 3



REF. NO.	PART NO. N° PIECES	DESCRIPTION DESCRIPTION	6DV7	6DW7	REMARKS REMARQUES
1	6H1-42726-21	GROMMET PASSE-FIL	1	1	
2	6BG-42384-00	SEAL, CAP JOINT, CAPUCHON	1	1	
3	90465-11M10	CLAMP BRIDE	2	2	
4	6AW-12572-00	ADAPTER ADAPTATEUR	1	1	
5	6R3-12581-00	JOINT, HOSE 1 JOINT DE TUYAU	1	1	
6	6AW-12582-00	JOINT, HOSE 2 RACCORD DE TUYAU 1	1	1	
7	6R3-12583-00	GASKET, HOSE JOINT JOINT	1	1	
8	6DA-42541-00	PIPE 1 TUYAU 1	1	1	
9	90464-21256	CLAMP BRIDE	1	1	
10	90465-11M10	CLAMP BRIDE	2	2	
11	97780-60520	SCREW, TAPPING VIS, TETE BOMBEE	2	2	
12	63P-42756-00	STAY, CLAMP SUPPORT, COLLIER	1		
13	90464-13249	CLAMP BRIDE	1		
14	95D95-06012	BOLT, FLANGE DEEP RECESS BOULON FIXATION	1		
15	6DV-8366G-00	BRACKET 3 SUPPORT 3	1	1	
16	95D95-06012	BOLT, FLANGE DEEP RECESS BOULON FIXATION	2	2	
17	90464-18246	CLAMP BRIDE	1	1	
18	90464-18004	CLAMP BRIDE	1		
	90464-18004	CLAMP BRIDE		2	
19	90462-12013	CLAMP BRIDE	2	2	
20	95D95-06012	BOLT, FLANGE DEEP RECESS BOULON FIXATION	2	2	
21	6DA-11998-00	BRACKET 1 SUPPORT 1	1	1	
22	95D95-06065	BOLT, FLANGE DEEP RECESS BOULON FIXATION	2	2	
23	6DA-11999-00	BRACKET 2 SUPPORT 2	1	1	
24	95D95-06040	BOLT, FLANGE DEEP RECESS BOULON FIXATION	2	2	
25	6CB-42662-00	DAMPER AMORTISSEUR	2	2	

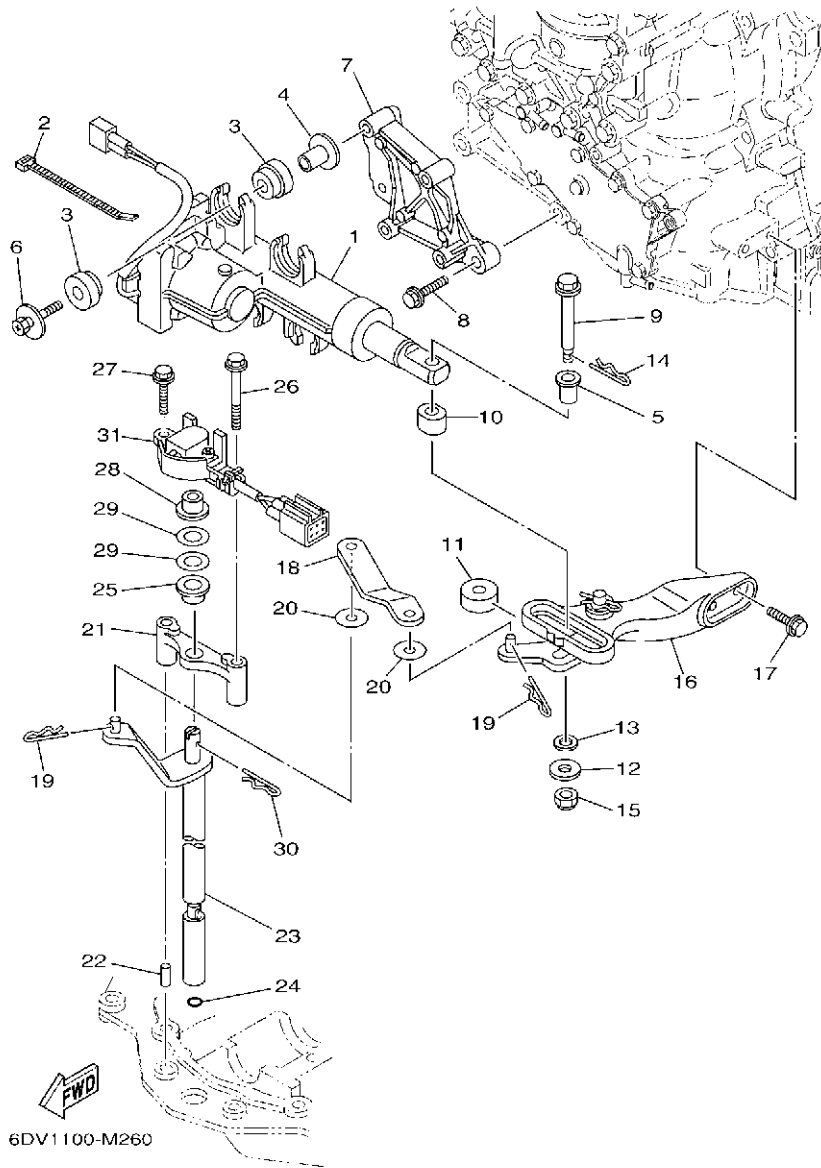


FIG. 27 CONTROL

COMMANDE

REF. NO.	PART NO. N° PIECES	DESCRIPTION DESCRIPTION	6DV7	6DW7	REMARKS REMARQUES
1	6DV-4820A-00	ACTUATOR UNIT ACTUATOR UNIT	1	1	
2	90465-11M10	CLAMP BRIDE	1	1	
3	6DV-85564-00	GROMMET RONDELLE CAOUTCHOUC	8	8	
4	90387-06176	COLLAR COLLERETTE	4	4	
5	90386-08008	BUSH DOUILLE	1	1	
6	68F-85119-00	BOLT BOULON	4	4	
7	6DV-44142-00	JOINT AXE	1	1	
8	95D75-08030	BOLT, FLANGE DEEP RECESS BOULON FIXATION	3	3	
9	6DV-42195-00	PIN, JOINT 1 GOUPILLE	1	1	
10	6DV-44122-00	BUSHING, SHIFT ROD LEVER DOUILLE, LEVIER D'EMBRAYAGE	1	1	
11	6DV-44132-00	BUSHING COUSSINET	1	1	
12	90201-06068	WASHER, PLATE RONDELLE, PLATE	1	1	
13	90202-08M41	WASHER, PLATE RONDELLE, PLATE	1	1	
14	90468-18008	CLIP JONC	1	1	
15	90185-06M07	NUT, SELF-LOCKING ECROU,AUTO-BLOQUANT	1	1	
16	6DV-44100-00	SHIFT LINK ASSY MAILLON DE SELECTEUR	1	1	
17	97E75-06520	BOLT, HEXAGON W/W DEEP RECESS VIS HEXAGONAL AVC RONDELLE	2	2	
18	6DV-44121-00	LEVER, SHIFT ROD LEVIER, TIGE D'INVERSION	1	1	
19	90468-18008	CLIP JONC	2	2	
20	90202-06015	WASHER, PLATE RONDELLE, PLATE	2	2	
21	6DV-44118-00	BRACKET SUPPORT	1	1	
22	93604-09066	PIN, DOWEL CLAVETTE	1	1	
23	6DV-44120-01 6DV-44120-10	HANDLE GEAR SHIFT ASSY LEVIER D'EMBRAYAGE HANDLE GEAR SHIFT ASSY LEVIER D'EMBRAYAGE	1 1	1	X(25.3") X(25.3") L(20.3") L(20.3")
24	93210-09165	O-RING JOINT TORIQUE	1	1	
25	90386-10001	BUSH DOUILLE	1	1	
26	97E95-06550	BOLT, HEXAGON W/W DEEP RECESS VIS HEXAGONAL AVC RONDELLE	1	1	

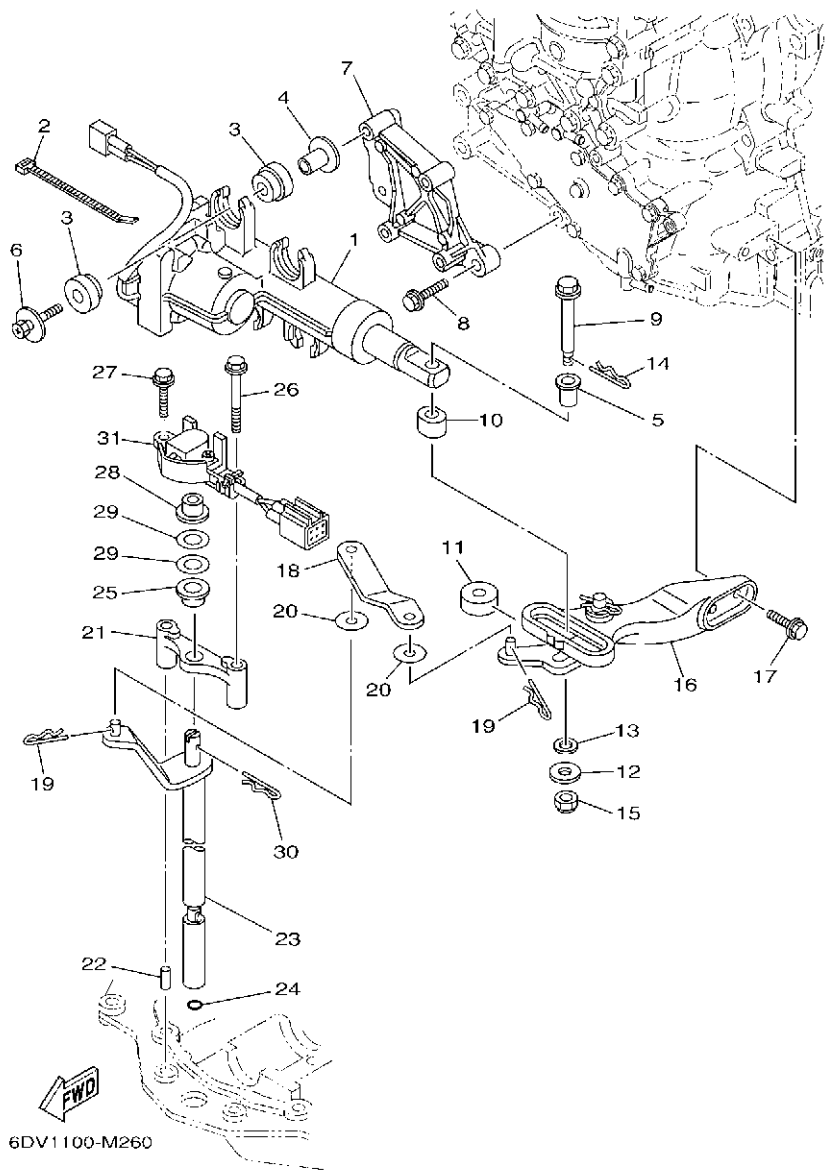


FIG. 27 CONTROL

COMMANDE

REF. NO.	PART NO. N° PIECES	DESCRIPTION DESCRIPTION	6DV7	6DW7	REMARKS REMARQUES
27	97E75-06520	BOLT, HEXAGON W/W DEEP RECESS VIS HEXAGONAL AVC RONDELLE	1	1	
28	90386-10001	BUSH DOUILLE	1	1	
29	90201-11008	WASHER, PLATE RONDELLE, PLATE	2	2	
30	90468-180A0	CLIP JONC	1	1	
31	6DV-68303-00	SENSOR ASSY SONDE (ENS.)	1	1	
<hr/>					
<hr/>					
<hr/>					
<hr/>					
<hr/>					
<hr/>					
<hr/>					
<hr/>					
<hr/>					
<hr/>					

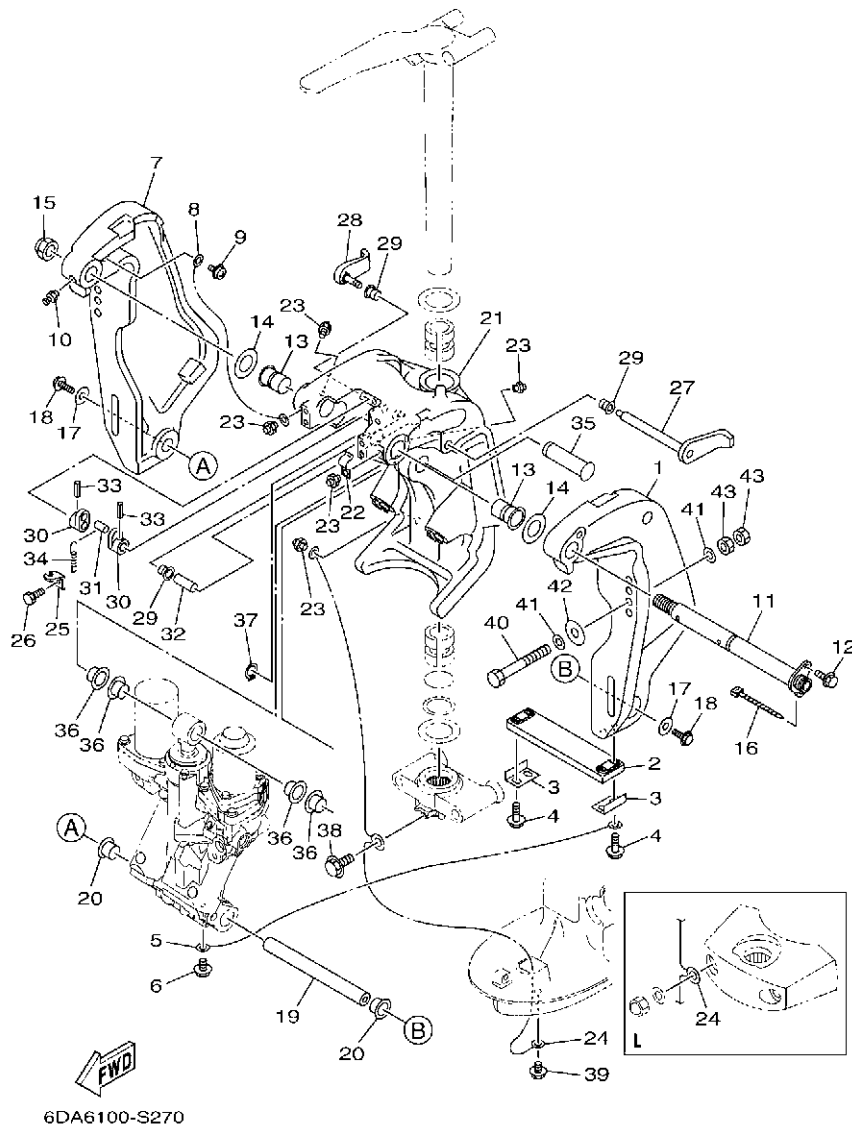


FIG. 28 BRACKET 1

SUPPORT 1

REF. NO.	PART NO. N° PIECES	DESCRIPTION DESCRIPTION	6DV7	6DW7	REMARKS REMARQUES
1	64E-43111-02-8D	BRACKET, CLAMP 1 PRESSE 1	1	1	
2	6AW-45251-00	ANODE ANODE	1	1	
3	6G5-44526-00	PLATE PLAQUE	2	2	
4	97E95-06530	BOLT, HEXAGON W/W DEEP RECESS VIS HEXAGONAL AVC RONDELLE	4	4	
5	6E5-82148-00	WIRE, LEAD 4 FIL 4	1	1	
6	97E95-06510	BOLT, HEXAGON W/W DEEP RECESS VIS HEXAGONAL AVC RONDELLE	1	1	
7	64E-43112-02-8D	BRACKET, CLAMP 2 PRESSE 2	1	1	
8	6E5-82148-00	WIRE, LEAD 4 FIL 4	1	1	
9	97985-06212	SCREW, WITH WASHER VIS, AVEC RONDELLE	1	1	
10	93700-06002	NIPPLE, GREASE PION	1	1	
11	64E-43131-30	BOLT, CLAMP BRACKET BOULON, PRESSE	1	1	
12	97E95-08520	BOLT, HEXAGON W/W DEEP RECESS VIS HEXAGONAL AVC RONDELLE	1	1	
13	90386-25M31	BUSH DOUILLE	2	2	
14	90201-26M59	WASHER, PLATE RONDELLE, PLATE	2	2	
15	90185-22M11	NUT, SELF-LOCKING ECROU,AUTO-BLOQUANT	1	1	
16	90465-11M10	CLAMP BRIDE	1	1	
17	90201-10060	WASHER, PLATE RONDELLE, PLATE	2	2	
18	90119-10054	BOLT, WITH WASHER BOULON, AVEC RONDELLE	2	2	
19	6BC-43818-00	PIN, LOWER SHOCK MOUNT AXE, INFERIEUR AMORTISSEUR	1	1	
20	90386-22M98	BUSH DOUILLE	2	2	
21	64E-43311-20-8D	BRACKET, SWIVEL 1 SUPPORT, PIVOT 1	1	1	X(25.3") X(25.3")
	64E-43311-10-8D	BRACKET, SWIVEL 1 SUPPORT, PIVOT 1	1		L(20.3") L(20.3")
22	90465-08M63	CLAMP BRIDE	1	1	
23	93700-06002	NIPPLE, GREASE PION	5	5	
24	6DA-82149-00	WIRE, LEAD 3 FIL 3	1	1	X(25.3") X(25.3")
	66K-82149-00	WIRE, LEAD 3 FIL 3	1		L(20.3") L(20.3")
25	6G5-43144-00	HOOK, SPRING CROCHET	1	1	

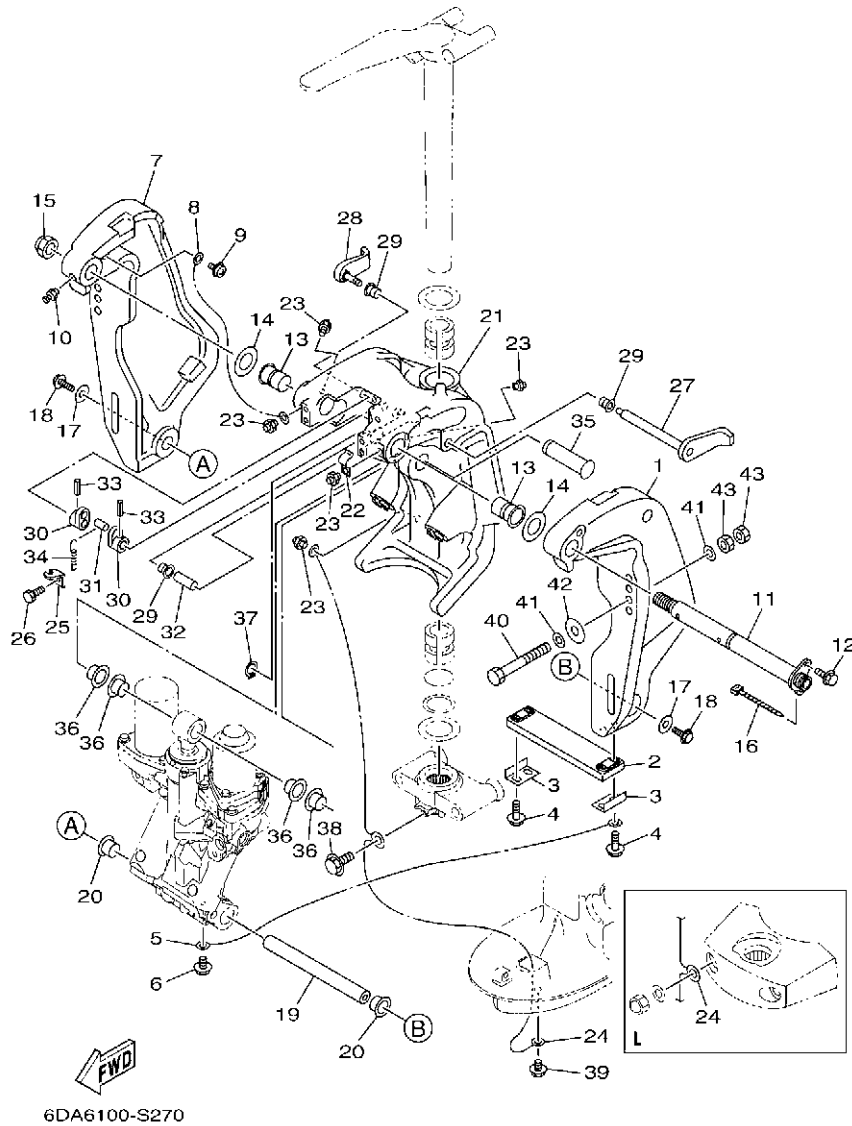


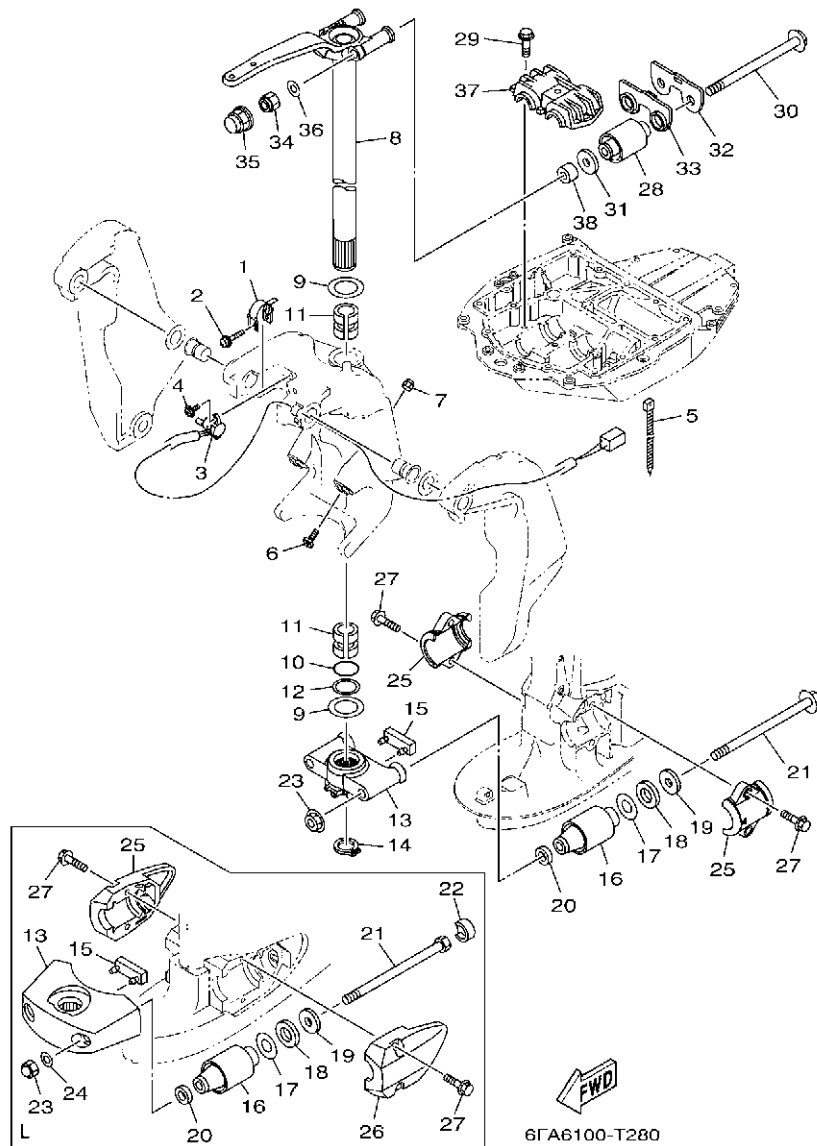
FIG. 28 BRACKET 1

SUPPORT 1

REF. NO.	PART NO. N° PIECES	DESCRIPTION DESCRIPTION	6DV7	6DW7	REMARKS REMARQUES
26	97D95-06010	BOLT, HEXAGON DEEP RECESS VIS HEXAGONAL	1	1	
27	6G5-43181-02	LEVER, TILT STOP 1 LEVIER VERROUILLAGE RELEVAGE 1	1	1	
28	6G5-43185-02	LEVER, TILT STOP 2 LEVIER VERROUILLAGE RELEVAGE 2	1	1	
29	90386-10M16	BUSH DOUILLE	3	3	
30	6G5-43148-00	COLLAR, DISTANCE ENTRETOISE	2	2	
31	90249-06M19	PIN GOUPILLE	1	1	
32	90387-10M05	COLLAR COLLERETTE	1	1	
33	91690-30020	PIN, SPRING AGRAFFE	2	2	
34	90506-16003	SPRING, TENSION RESSORT, TENSION	1	1	
35	64E-43126-00	PIN, UPPER SHOCK MOUNT AXE, SUPERIEUR AMORTISSEUR	1	1	
36	90386-22M98	BUSH DOUILLE	4	4	
37	93410-22M11	CIRCLIP CIRCLIP	1	1	
38	95D95-06010	BOLT, FLANGE DEEP RECESS BOULON FIXATION	1	1	X(25.3") X(25.3")
39	95D95-06010	BOLT, FLANGE DEEP RECESS BOULON FIXATION	1	1	
40	90101-12M05	BOLT (L:130MM) BOULON (L:130MM)	2	2	UR X(25.3") UR X(25.3")
	90101-12M05	BOLT (L:130MM) BOULON (L:130MM)	4		UR L(20.3") UR L(20.3")
	90101-12047	BOLT (L:150MM) BOULON (L:150MM)	2	2	UR UR
41	90201-13M01	WASHER, PLATE RONDELLE, PLATE	8	8	
42	90201-12426	WASHER, PLATE RONDELLE, PLATE	4	4	
43	95380-12600	NUT ECROU	8	8	

FIG. 29 BRACKET 2

SUPPORT 2



REF. NO.	PART NO. N° PIECES	DESCRIPTION DESCRIPTION	6DV7	6DW7	REMARKS REMARQUES
1	64E-43139-10	CAM, TRIM SENDER VILEBREQUIN TRUM	1	1	
2	90159-05059	SCREW, WITH WASHER VIS, AVEC RONDELLE	1	1	
3	67H-83672-01	TRIM SENDER INCLINER RACCORD	1	1	
4	97985-06216	SCREW, WITH WASHER VIS, AVEC RONDELLE	2	2	
5	90465-11M10	CLAMP BRIDE	3	3	
6	61A-43376-00	BOLT, THRUST RECEIVER BOULON	2	2	
7	95780-10300	NUT, FLANGE ECROU	2	2	
8	6DA-42510-00-8D 6DA-42510-10-8D	STEERING BRACKET ASSY DIRECTION SUPPORT (ENS.) STEERING BRACKET ASSY DIRECTION SUPPORT (ENS.)	1 1	1 1	X(25.3") X(25.3") L(20.3") L(20.3")
9	90201-38M60	WASHER, PLATE RONDELLE, PLATE	2	2	
10	93210-37MH7	O-RING JOINT TORIQUE	1	1	
11	90386-38M32	BUSH DOUILLE	2	2	
12	90202-40M47	WASHER, PLATE RONDELLE, PLATE	1	1	
13	6DA-44551-00-CA 68V-44551-00-8D	HOUSING, LOWER MOUNT RUBBER 1 BOITIER, SILENT-BLOC INFERIEUR HOUSING, LOWER MOUNT RUBBER 1 BOITIER, SILENT-BLOC INFERIEUR	1 1	1 1	X(25.3") X(25.3") L(20.3") L(20.3")
14	93410-37M04	CIRCLIP CIRCLIP	1	1	
15	6DA-44575-00 61A-44575-00	DAMPER, LOWER MOUNT RUBBER SILENT-BLOC, INFERIEUR DAMPER, LOWER MOUNT RUBBER SILENT-BLOC, INFERIEUR	1 1	1 1	X(25.3") X(25.3") L(20.3") L(20.3")
16	63P-44555-00 60V-44555-00	MOUNT DAMPER, LOWER SIDE SILENT-BLOC, INFERIEUR LATERAL MOUNT DAMPER, LOWER SIDE SILENT-BLOC, INFERIEUR LATERAL	2 2	2 2	X(25.3") X(25.3") L(20.3") L(20.3")
17	90201-35008	WASHER, PLATE RONDELLE, PLATE	2	2	
18	90202-32M19	WASHER, PLATE RONDELLE, PLATE	2	2	
19	90201-16M55	WASHER, PLATE RONDELLE, PLATE	2	2	
20	90201-15M58	WASHER, PLATE RONDELLE, PLATE	2	2	
21	90105-14012 90101-14005	BOLT, FLANGE BOULON, A COLLERETTE BOLT BOULON	2 2	2 2	X(25.3") X(25.3") L(20.3") L(20.3")
22	69J-44533-00	DAMPER, UPPER MOUNT RUBBER COUVERCLE, SUSPENSION INFERIEUR	2	2	L(20.3") L(20.3")

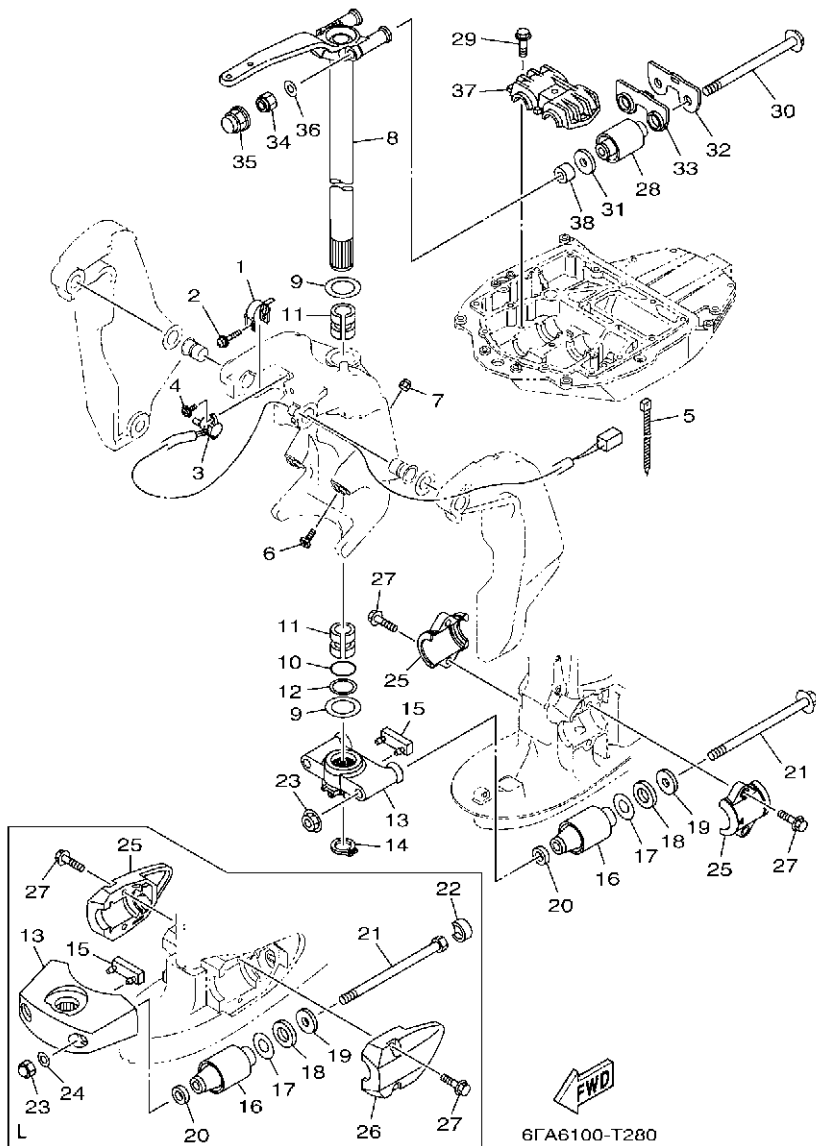


FIG. 29 BRACKET 2

SUPPORT 2

REF. NO.	PART NO. N° PIECES	DESCRIPTION DESCRIPTION	6DV7	6DW7	REMARKS REMARQUES
23	95604-14200	NUT, SELF-LOCKING ECROU, AUTO-BLOCANT	2	2	X(25.3") X(25.3")
	90176-14002	NUT, CROWN ECROU BORGNE	2		L(20.3") L(20.3")
24	92995-14600	WASHER RONDELLE	2		L(20.3") L(20.3")
25	6DA-44552-00-CA	HOUSING, LOWER MOUNT RUBBER 2 BOITIER, SILENT-BLOC INFERIEUR	2	2	X(25.3") X(25.3")
	63P-44553-00-8D	COVER, LOWER MOUNT COUVERCLE, SUSPENSION INFERIEU	1		L(20.3") L(20.3")
26	63P-44556-00-8D	COVER, LOWER MOUNT 2 COUVERCLE, SUSPENSION INFERIEU	1		L(20.3") L(20.3")
27	90119-10058	BOLT, WITH WASHER BOULON, AVEC RONDELLE	4	4	
28	6DA-44514-00	MOUNT DAMPER, UPPER SIDE SILENT-BLOC, SUPERIEUR LATERAL	2	2	
29	90119-10024	BOLT, WITH WASHER BOULON, AVEC RONDELLE	3	3	
30	90105-14009	BOLT, FLANGE BOULON, A COLLERETTE	2	2	
31	90201-16M01	WASHER, PLATE RONDELLE, PLATE	2	2	
32	6DA-44526-00	PLATE PLAQUE	1	1	
33	6DA-44532-00	STOPPER, UPPER MOUNT PLAQUETTE	1	1	
34	90185-14M00	NUT, SELF-LOCKING ECROU, AUTO-BLOQUANT	2	2	
35	6DA-44194-00	CAP CAPUCHON	2	2	
36	92995-14600	WASHER RONDELLE	2	2	
37	63P-44511-00	COVER, UPPER MOUNT COUVERCLE, SUSPENSION SUPERIEU	1	1	
38	90387-14004	COLLAR COLLERETTE	2	2	

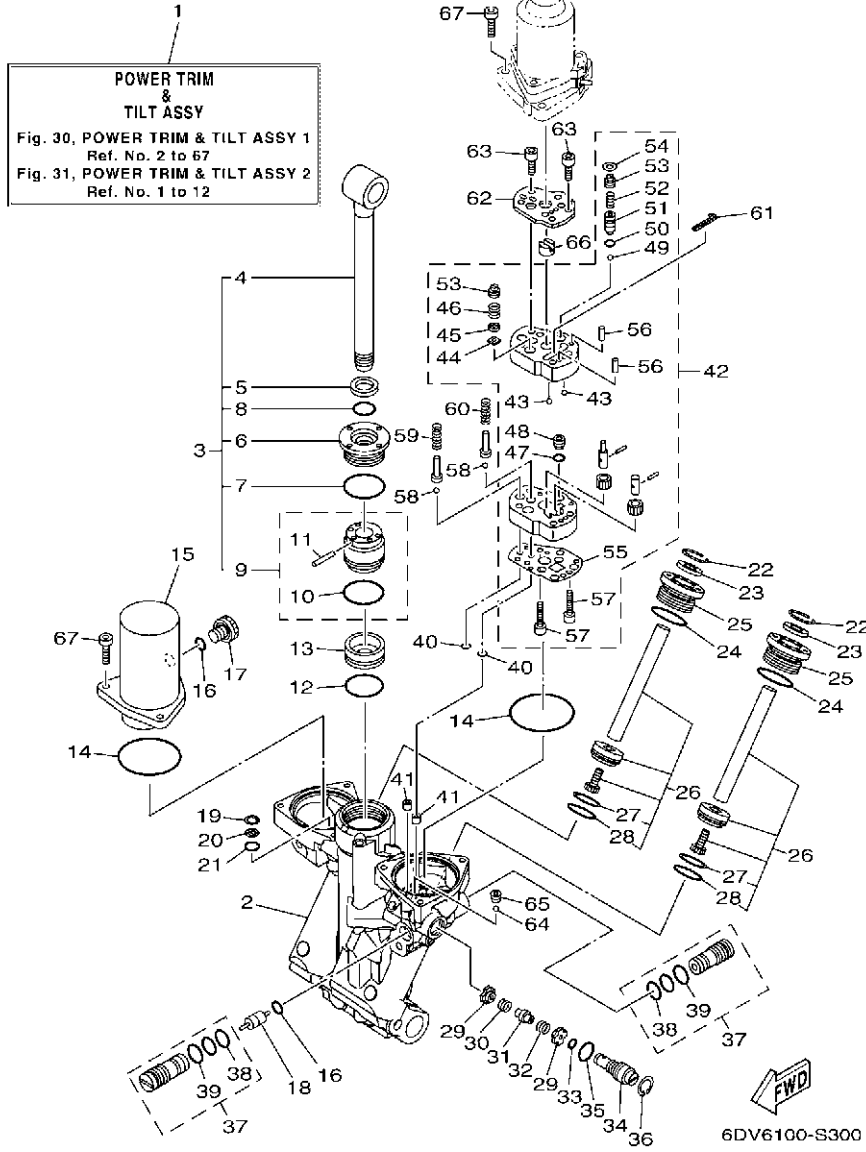


FIG. 30 POWER TRIM & TILT ASSY 1

PUISSANCE PARER ET INCLINER 1

REF. NO.	PART NO. N° PIECES	DESCRIPTION DESCRIPTION	6DV7	6DW7	REMARKS REMARQUES
1	63P-43800-20	POWER TRIM & TILT ASSY PUISSANCE PARER ET INCLINER (E)	1	1	
2	63P-4380L-20	HOUSING, TRIM & TILT SUB ASSY CARTER	1	1	
3	63P-43810-20	TILT PISTON SUB ASSY INCLINER PISTON AUXILIAIRE(ENS)	1	1	
4	63P-43801-10	.ROD .TIGE	1	1	
5	93106-19N50	.OIL SEAL .JOINT SPY	1	1	
6	63P-43811-20	.SCREW, CYLINDER END .VIS, CYLINDRE RACCORD	1	1	
7	63P-43861-20	.O-RING .JOINT TORIQUE	1	1	
8	63P-43863-10	.O-RING .JOINT TORIQUE	1	1	
9	63P-4380P-20	.PISTON SUB ASSY .PISTON AUXILIAIRE (ENS.)	1	1	
10	6H1-43862-00	.O-RING .JOINT TORIQUE	1	1	
11	91609-16010	.PIN, SPRING .AXE DE RESSORT	1	1	
12	6H1-43862-00	O-RING JOINT TORIQUE	1	1	
13	63P-43814-20	PISTON, FREE PISTON	1	1	
14	93210-68N50	O-RING JOINT TORIQUE	2	2	
15	63P-4382C-20	BODY, RESERVOIR 2 CORPS 2	1	1	
16	93210-09165	O-RING JOINT TORIQUE	2	2	
17	6CJ-43829-10	PLUG, RESERVOIR BOUCHON	1	1	
18	6H1-43841-11	PISTON, SHUTTLE PISTON	1	1	
19	63P-43876-10	RING, SNAP RESSORT	1	1	
20	63P-43816-10	FILTER 1 FILTRE 1	1	1	
21	93210-11N52	O-RING JOINT TORIQUE	1	1	
22	63P-43875-20	RING, SNAP RESSORT	2	2	
23	63P-43822-20	SEAL, TRIM DUST JOINT	2	2	
24	63P-43862-10	O-RING JOINT TORIQUE	2	2	
25	63P-43821-20	SCREW, TRIM CYLINDER END VIS	2	2	
26	63P-43820-20	TRIM PISTON SUB ASSY PARER PISTON AUXILIAIRE (ENS.)	2	2	
27	62X-43871-00	.RING, BACK UP .SEGMENT	1	1	

POWER TRIM & TILT ASSY
 Fig. 30, POWER TRIM & TILT ASSY 1
 Ref. No. 2 to 67
 Fig. 31, POWER TRIM & TILT ASSY 2
 Ref. No. 1 to 12

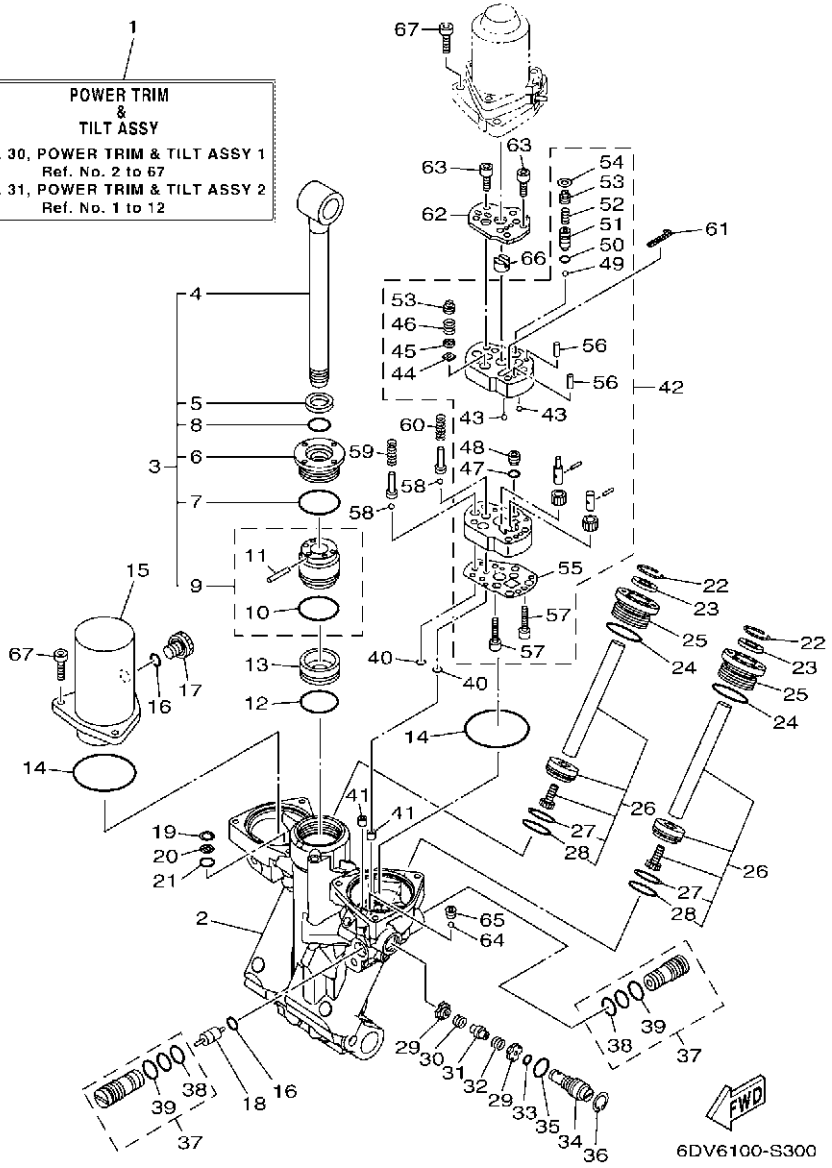


FIG. 30 POWER TRIM & TILT ASSY 1

PUISSANCE PARER ET INCLINER 1

REF. NO.	PART NO. N° PIECES	DESCRIPTION DESCRIPTION	6DV7	6DW7	REMARKS REMARQUES
28	93210-29375	.O-RING .JOINT TORIQUE	1	1	
29	63P-43847-10	SEAT, MANUAL VALVE SIEGE	2	2	
30	63P-43854-10	SPRING, MANUAL RELEASE RESSORT	1	1	
31	63P-4382A-10	ADAPTOR 1 ADAPTEUR 1	1	1	
32	63P-4384H-10	SPRING RESSORT	1	1	
33	69J-4389J-00	O-RING JOINT TORIQUE	1	1	
34	63P-43845-20	SCREW, MANUAL RELEASE VIS	1	1	
35	93210-12327	O-RING JOINT TORIQUE	1	1	
36	61A-43876-00	RING, SNAP RESSORT	1	1	
37	63P-43802-20	VALVE SUB ASSY CLAPET AUXILIAIRE (ENS.)	2	2	
38	93210-12N52	.O-RING .JOINT TORIQUE	1	1	
39	6H1-43866-01	.O-RING .JOINT TORIQUE	1	1	
40	93210-064A5	O-RING JOINT TORIQUE	2	2	
41	63P-4381C-20	FILTER 3 FILTRE 3	2	2	
42	63P-43830-20	GEAR PUMP ASSY POMPE A PIGNON (ENS.)	1	1	
43	93503-16003	.BALL .BILLES	2	2	
44	6H1-4384G-11	.SEAL, RELIEF VALVE .JOINT	1	1	
45	6H1-43844-10	.PIN, VALVE SUPPORT .GOUPILLE	1	1	
46	6H1-43856-10	.SPRING, DOWN RELIEF .RESSORT	1	1	
47	93210-07N51	.O-RING .JOINT TORIQUE	1	1	
48	63P-43851-20	.SEAT, RELIEF VALVE SIEGE	1	1	
49	93501-08001	.BALL .BILLE	1	1	
50	93210-064A5	.O-RING .JOINT TORIQUE	1	1	
51	63P-43844-20	.PIN, VALVE SUPPORT .GOUPILLE	1	1	
52	69J-43855-00	.SPRING, UP RELIEF .RESSORT	1	1	
53	63P-43843-10	.SCREW, VALVE LOCK .VIS	2	2	
54	63P-43338-10	.WASHER, WAVE .RONDELLE, ONDULEE	1	1	

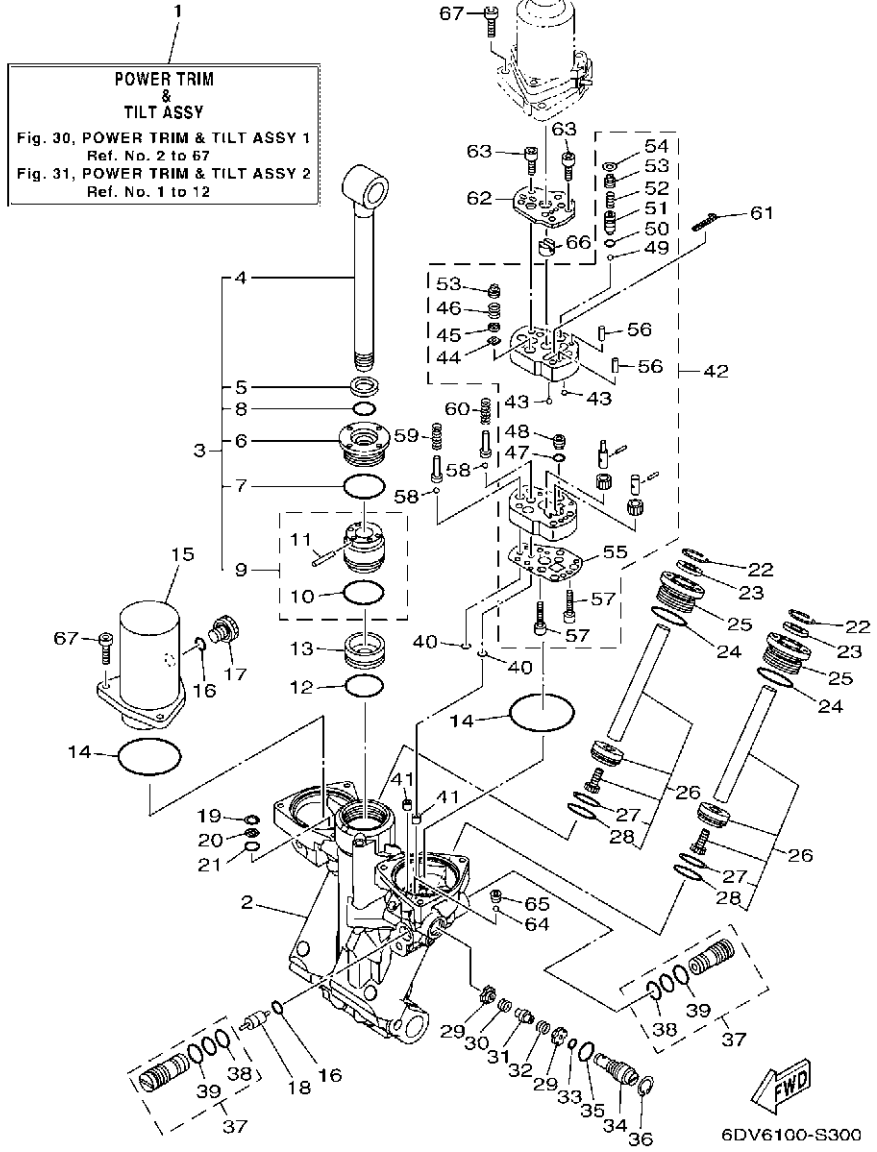


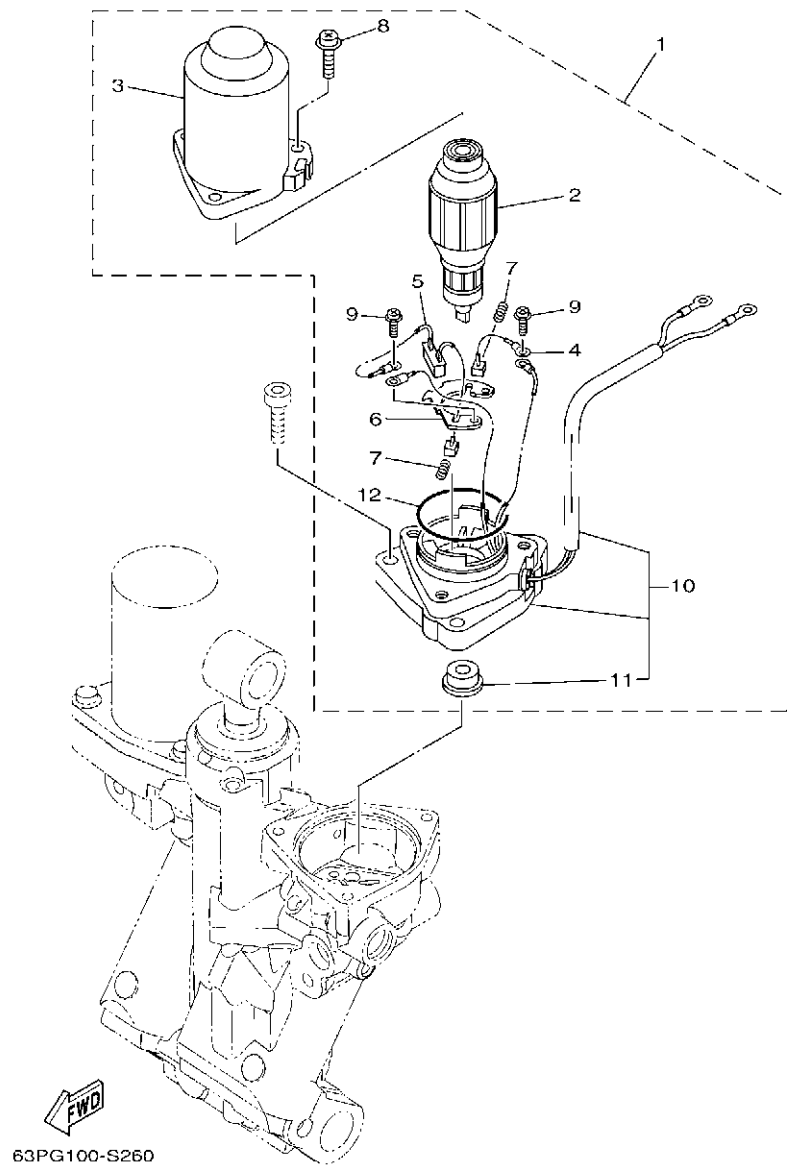
FIG. 30 POWER TRIM & TILT ASSY 1

PUISSANCE PARER ET INCLINER 1

REF. NO.	PART NO. N° PIECES	DESCRIPTION DESCRIPTION	6DV7	6DW7	REMARKS REMARQUES
55	63P-4384G-20	.SEAL, RELIEF VALVE .JOINT	1	1	
56	93604-10011	.PIN, DOWEL .CLAVETTE	2	2	
57	91312-04020	.BOLT, HEXAGON SOCKET HEAD .BOULON, TETE HEXAGONALE CREUSE	2	2	
58	93501-08001	BALL BILLE	2	2	
59	63P-43857-10	SPRING, ABSORBER VALVE RESSORT	1	1	
60	63P-4385H-10	SPRING, SEAL RESSORT	1	1	
61	6CJ-43816-00	FILTER 1 FILTRE 1	1	1	
62	63P-4381J-10	PLATE PLAQUE	1	1	
63	91312-05035	BOLT, HEXAGON SOCKET HEAD BOULON, TETE HEXAGONALE CREUSE	4	4	
64	93505-32038	BALL BILLE	1	1	
65	61A-43878-00	BOLT, SOCKET BOULON	1	1	
66	69J-43831-00	CONNECTOR, SHAFT RACCORD	1	1	
67	91380-06025	BOLT BOULON	6	6	

FIG. 31 POWER TRIM & TILT ASSY 2

PUISSANCE PARER ET INCLINER 2



REF. NO.	PART NO. N° PIECES	DESCRIPTION DESCRIPTION	6DV7	6DW7	REMARKS REMARQUES
1	63P-43880-22	MOTOR ASSY .MOTEUR (ENS.)	1	1	
2	6EK-43805-01	.ARMATURE ASSY .INDUIT (ENS.)	1	1	
3	6EK-43804-11	.STATOR ASSY .STATOR (ENS.)	1	1	
4	6EK-43892-00	.BRUSH 2 .BALAI 2	1	1	
5	63P-82181-20	.CIRCUIT BREAKER COMP. .RUPTEUR COMPLET	1	1	
6	6EK-4380F-00	.PLATE, BRUSH HOLDER .PLAQUE	1	1	
7	62X-4386K-00	.SPRING, BRUSH .RESSORT, BALAI	2	2	
8	63P-43879-10	.SCREW, WITH WASHER .VIS, AVEC RONDELLE	3	3	
9	97602-04316	.SCREW, PAN HEAD WITH WASHER .VIS, AVEC RONDELLE	2	2	
10	63P-43881-21	.FRAME, END .BATI	1	1	
11	6EK-43882-00	.OIL SEAL .JOINT SPI	1	1	
12	93210-554A9	.O-RING .JOINT TORIQUE	1	1	

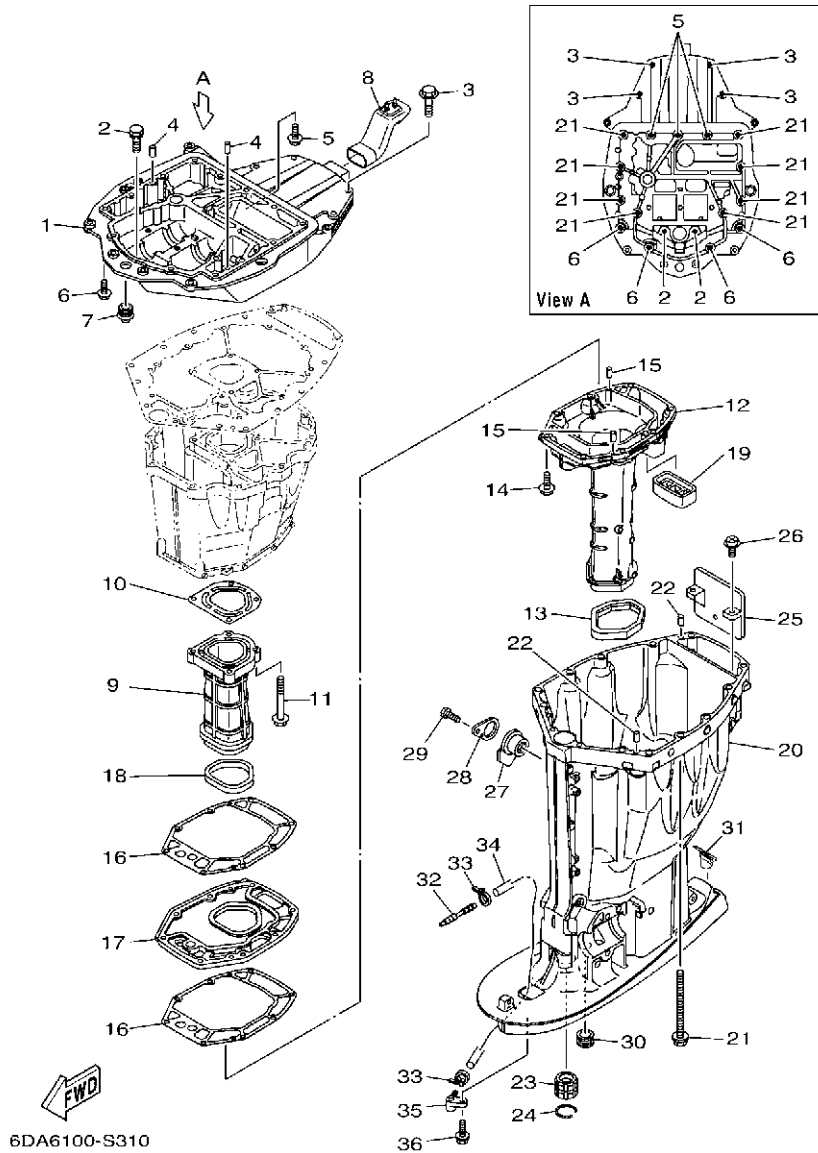


FIG. 32 UPPER CASING

FOURREAU

REF. NO.	PART NO. N° PIECES	DESCRIPTION DESCRIPTION	6DV7	6DW7	REMARKS REMARQUES
1	63P-41137-05	GUIDE, EXHAUST COLLECTEUR D'ÉCHAPPEMENT	1	1	
2	90119-08102	BOLT, WITH WASHER BOULON, AVEC RONDELLE	2	2	
3	97E75-10545	BOLT, HEXAGON W/W DEEP RECESS VIS HEXAGONAL AVC RONDELLE	4	4	
4	93608-16M16	PIN, DOWEL AXE	2	2	
5	90119-08M58	BOLT, WITH WASHER BOULON, AVEC RONDELLE	3	3	
6	97E75-10535	BOLT, HEXAGON W/W DEEP RECESS VIS HEXAGONAL AVC RONDELLE	4	4	
7	6E5-42724-00	GROMMET PASSE-FIL	1	1	
8	6DA-42769-00	SEAL, RUBBER BOURRELET, CAOUTCHOUC	1	1	
9	63P-41131-02	MANIFOLD, EXT. 1 PIPE D'ÉCHAPPEMENT	1	1	
10	63P-41133-A0	GASKET, EXHAUST MANIFOLD 1 JOINT, PIPE D'ÉCHAPPEMENT	1	1	
11	97E75-08560	BOLT, HEXAGON W/W DEEP RECESS VIS HEXAGONAL AVC RONDELLE	4	4	
12	6DA-14711-01	MUFFLER 1 POT D'ÉCHAPPEMENT 1	1	1	X(25.3")
	6DA-14711-11	MUFFLER 1 POT D'ÉCHAPPEMENT 1	1		X(25.3")
					L(20.3")
					L(20.3")
13	69J-45123-00	GASKET, MUFFLER JOINT, POT DE DETENTE	1	1	
14	97E75-08535	BOLT, HEXAGON W/W DEEP RECESS VIS HEXAGONAL AVC RONDELLE	8	8	
15	93606-19M23	PIN, DOWEL GOUPILLE	2	2	
16	63P-41134-A1	GASKET, EXHAUST MANIFOLD JOINT, PIPE D'ÉCHAPPEMENT	2	2	
17	63P-45181-02	PLATE PLAQUETTE	1	1	
18	63P-41138-00	SEAL, EXT. 1 JOINT DE GROUPE 1	1	1	
19	69J-45127-00	SEAL JOINT	1	1	
20	6DA-45111-00-8D	CASING, UPPER FOURREAU	1	1	X(25.3")
	6DA-45111-10-8D	CASING, UPPER FOURREAU	1		X(25.3")
					L(20.3")
					L(20.3")
21	90119-10007	BOLT, WITH WASHER BOULON, AVEC RONDELLE	8	8	
22	93608-16M16	PIN, DOWEL AXE	2	2	
23	6E5-45318-00	BUSHING, DRIVE SHAFT DOUILLE, ARBRE MOTEUR	1	1	
24	93420-36M01	CIRCLIP CIRCLIP, TYPE S	1	1	
25	69J-14624-01	COVER, EXHAUST CACHE D'ÉCHAPPEMENT	1	1	

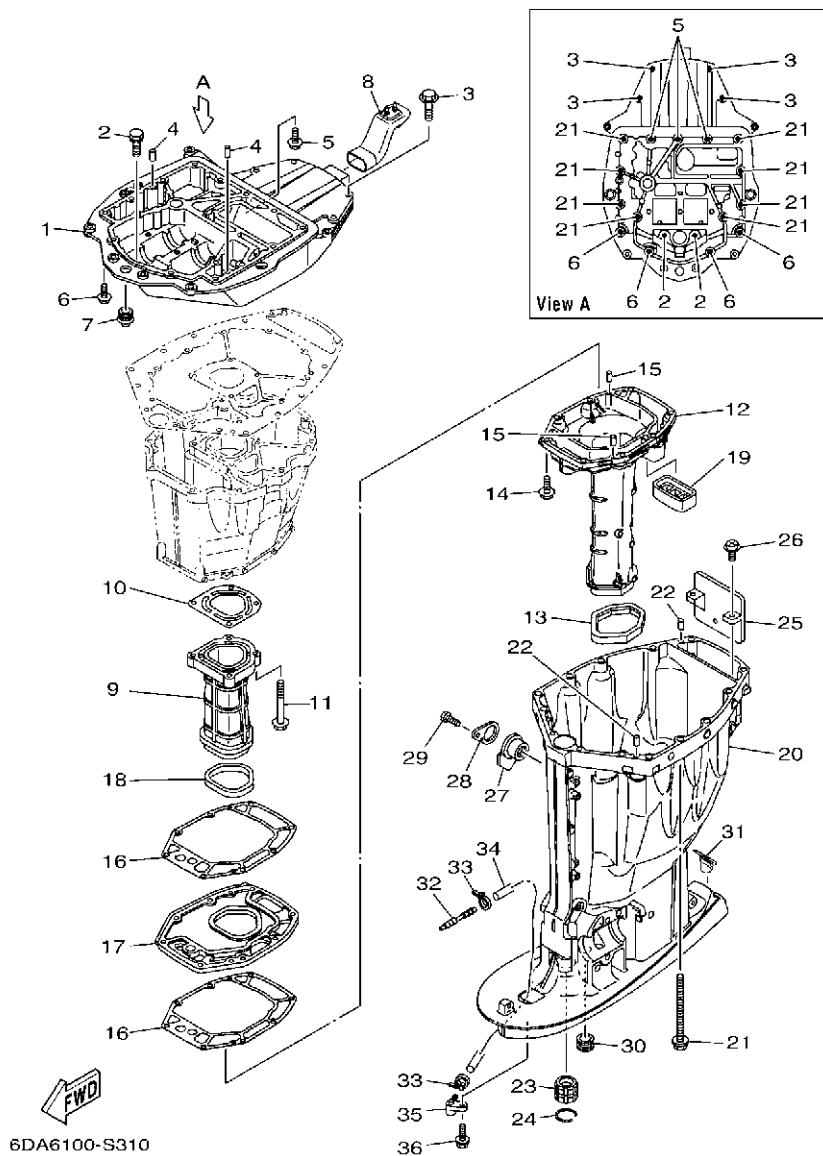


FIG. 32 UPPER CASING

FOURREAU

REF. NO.	PART NO. N° PIECES	DESCRIPTION DESCRIPTION	6DV7	6DW7	REMARKS REMARQUES
26	97980-06216	SCREW, WITH WASHER VIS, AVEC RONDELLE	2	2	
27	6BB-15316-00	DAMPER 1 AMORTISSEUR 1	1	1	X(25.3") X(25.3")
28	6BB-45152-01	COVER, UPPER CASING 2 CAPUCHON FOURREAU	1	1	X(25.3") X(25.3")
29	97D95-06012	BOLT, HEXAGON DEEP RECESS VIS HEXAGONAL	1	1	X(25.3") X(25.3")
30	6E5-44366-00	DAMPER, WATER SEAL 2 JOINT, TUBE D'EAU 2	1	1	
31	6DA-45155-00	CAP CAPUCHON	1	1	X(25.3") X(25.3")
	6C5-45155-00	CAP CAPUCHON	1		L(20.3") L(20.3")
32	6E5-83558-00	END, NIPPLE RACCORD DE NIPPLE		1	EXCEPT LAN SPEED EXCEPT LAN SPEED
33	90465-11M10	CLAMP BRIDE	1		FOR LAN SPEED FOR LAN SPEED
	90465-11M10	CLAMP BRIDE		2	EXCEPT LAN SPEED EXCEPT LAN SPEED
34	90445-07044	HOSE (L1800) DURITE (L1800)	1		X(25.3")-FOR LAN SPEED X(25.3")-FOR LAN SPEED
	90445-07045	HOSE (L1680) DURITE (L1680)	1		L(20.3")-FOR LAN SPEED L(20.3")-FOR LAN SPEED
	90445-07018	HOSE (L1400) DURITE (L1400)		1	X(25.3") X(25.3")
35	63P-45379-00	NIPPLE, HOSE RACCORD D'ESSENCE	1	1	
36	90119-06M18	BOLT, WITH WASHER BOULON, AVEC RONDELLE	1	1	

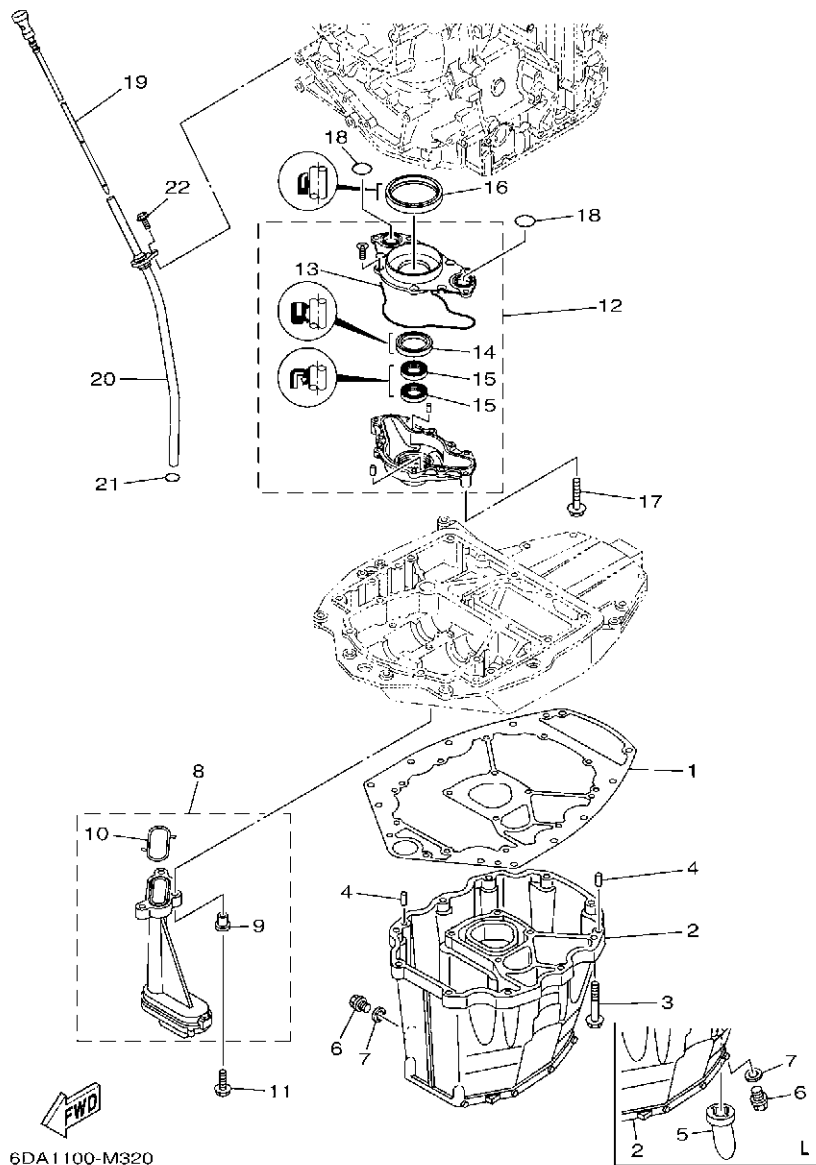


FIG. 33 OIL PAN

VENTILATEUR D'HUILE

REF. NO.	PART NO. N° PIECES	DESCRIPTION DESCRIPTION	6DV7	6DW7	REMARKS REMARQUES
1	63P-15312-02	GASKET, OIL PAN JOINT DE VENTILATEUR D'HUILE	1	1	
2	6DA-15311-01	OIL PAN VENTILATEUR D'HUILE	1	1	X(25.3") X(25.3")
	63P-15311-03	OIL PAN VENTILATEUR D'HUILE	1		L(20.3") L(20.3")
3	97E75-08535	BOLT, HEXAGON W/W DEEP RECESS VIS HEXAGONAL AVC RONDELLE	10	10	
4	93608-16M16	PIN, DOWEL AXE	2	2	
5	63P-15316-00	DAMPER 1 AMORTISSEUR 1	1		L(20.3") L(20.3")
6	90340-14M06	PLUG, STRAIGHT SCREW PLOT, FILETE DROIT	1	1	
7	90430-14M09	GASKET JOINT	1	1	
8	63P-13411-00	STRAINER, OIL FILTRE, HUILE	1	1	
9	90387-06263	.COLLAR .COLLERETTE	3	3	
10	63P-13415-00	.SEAL, OIL STRAINER .JOINT, FILTRE A HUILE	1	1	
11	95812-06025	BOLT, FLANGE BOULON	3	3	
12	6DA-13300-00	OIL PUMP ASSY POMPE A HUILE COMPLETE	1	1	
13	6DA-13329-00	.GASKET, PUMP COVER .JOINT, COUVERCLE DE POMPE	1	1	
14	6AW-13119-00	.OIL SEAL .JOINT SPY	1	1	
15	69J-13631-00	.OIL SEAL .JOINT SPY	2	2	
16	6CB-11355-00	SEAL, CYLINDER 1 JOINT, SPY CYLINDRE	1	1	
17	97E75-06540	BOLT, HEXAGON W/W DEEP RECESS VIS HEXAGONAL AVC RONDELLE	4	4	
18	93210-25552	O-RING JOINT TORIQUE	2	2	
19	6DA-15362-00	PLUG, OIL LEVEL PLOT, NIVEAU D'HUILE	1	1	
20	6DA-15377-00	GUIDE, INLET GUIDE D'ADMISSION	1	1	
21	93210-19MJ3	O-RING JOINT TORIQUE	1	1	
22	95D95-06016	BOLT, FLANGE DEEP RECESS BOULON FIXATION	1	1	

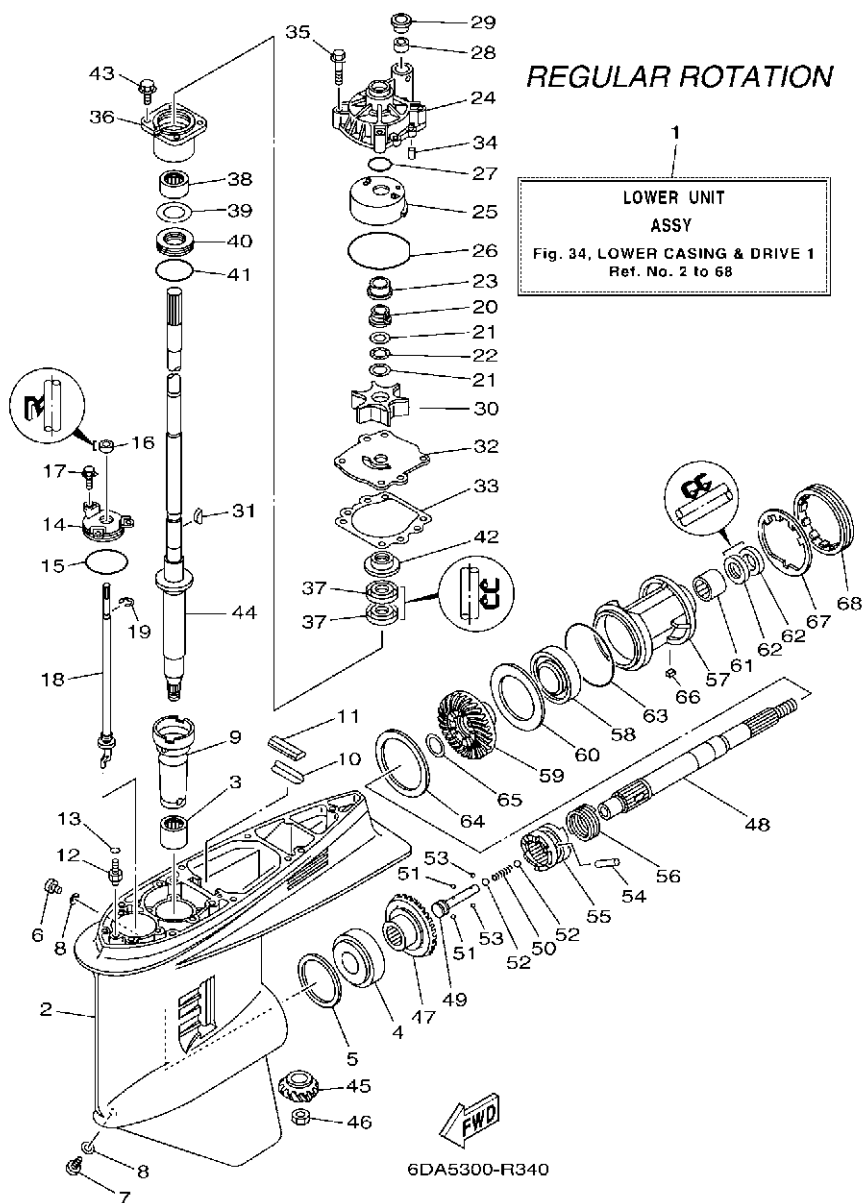


FIG. 34 LOWER CASING & DRIVE 1

BOITIER D'HELICE TRANSMISSION1

REF. NO.	PART NO. N° PIECES	DESCRIPTION DESCRIPTION	6DV7	6DW7	REMARKS REMARQUES
1	6DA-45300-12-8D	LOWER UNIT ASSY UNITE INFERIEURE (ENS.)	1		X(25.3"),RH
	6DA-45300-01-8D	LOWER UNIT ASSY UNITE INFERIEURE (ENS.)	1		L(20.3"),RH
2	6J9-45301-07-8D	CASING, LOWER BEQUILLE	1		L(20.3"),RH
3	93311-928U5	BEARING ROULEMENT	1		
4	93332-000V3	BEARING ROULEMENT	1		
5	6G5-45567-01	SHIM (T:0.10MM) CALE (T:0.10MM)	1		UR
	6G5-45567-10	SHIM (T:0.12MM) CALE (T:0.12MM)	1		UR
	6G5-45567-20	SHIM (T:0.15MM) CALE (T:0.15MM)	1		UR
	6G5-45567-30	SHIM (T:0.18MM) CALE (T:0.18MM)	1		UR
	6G5-45567-40	SHIM (T:0.30MM) CALE (T:0.30MM)	1		UR
	6G5-45567-50	SHIM (T:0.40MM) CALE (T:0.40MM)	1		UR
	6G5-45567-60	SHIM (T:0.50MM) CALE (T:0.50MM)	1		UR
6	90340-08002	PLUG, STRAIGHT SCREW PLOT, FILETE DROIT	1		
7	688-45341-10	PLUG, DRAIN BOUCHON DE VIDANGE	1		
8	90430-08003	GASKET JOINT	2		
9	6G5-45536-01	SLEEVE, DRIVE SHAFT MANCHON, ARBRE MOTEUR	1		
10	663-45376-00	GUIDE, SEAL DAMPER BUTEE, JOINT CAOUTCHOUC	1		
11	688-45375-00	DAMPER, SEAL BOURRELET, CAOUTCHOUC	1		
12	63P-45378-00	NIPPLE, HOSE RACCORD, TUYAU	1		
13	93210-07003	O-RING JOINT TORIQUE	1		
14	6E5-45321-00	PLATE PLAQUETTE	1		
15	93210-58144	O-RING JOINT TORIQUE	1		
16	93106-09014	OIL SEAL JOINT SPY	1		
17	90119-06M10	BOLT, WITH WASHER BOULON, AVEC RONDELLE	3		
18	63P-44150-01	SHIFT CAM ASSY CAME D'INVERSION	1		
19	99001-08600	CIRCLIP CIRCLIP	1		
20	61A-45538-00	SPACER 1 ENTRETOISE	1		

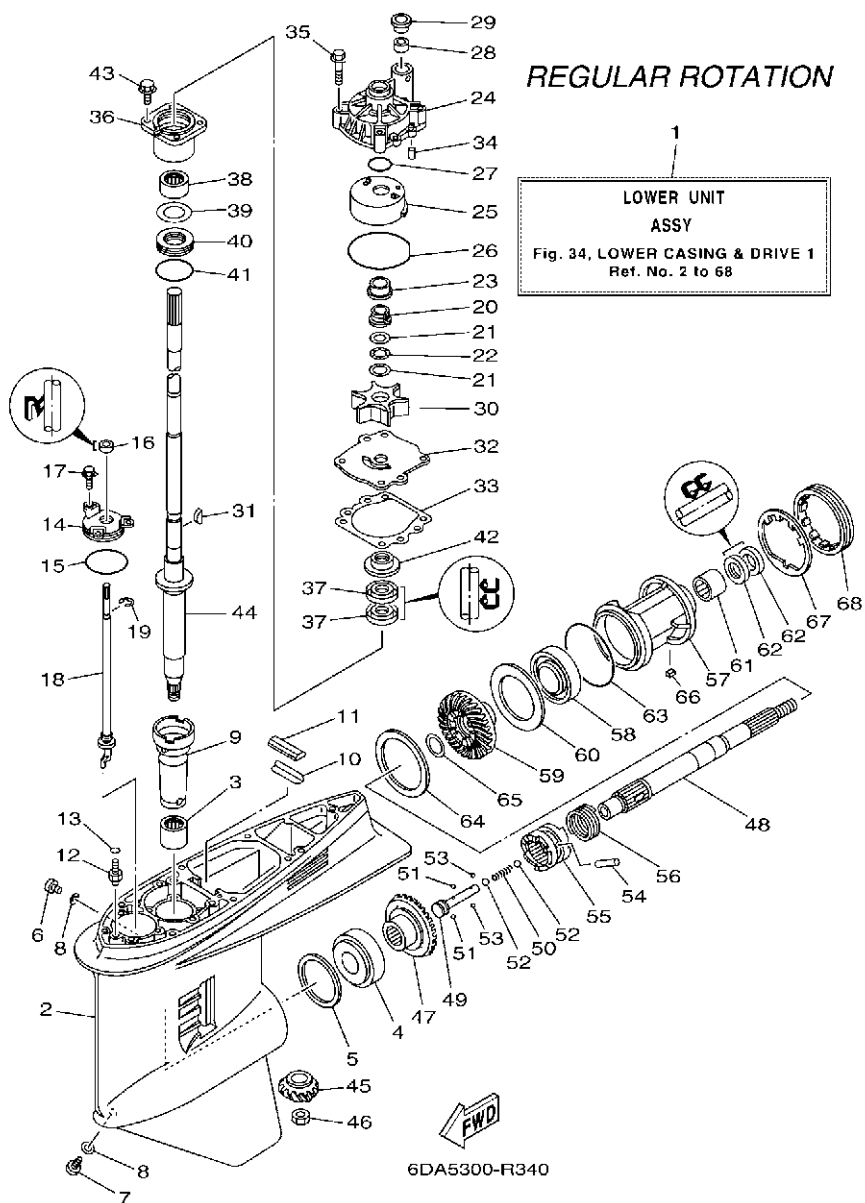


FIG. 34 LOWER CASINGS & DRIVE 1

BOITIER D'HELICE TRANSMISSION1

REF. NO.	PART NO. N° PIECES	DESCRIPTION DESCRIPTION	6DV7	6DW7	REMARKS REMARQUES
21	90201-22M01	WASHER, PLATE RONDELLE, PLATE	2		
22	90206-22M19	WASHER, WAVE RONDELLE, ONDULEE	1		
23	61A-45527-00	COLLAR, DRIVE SHAFT ENTRETOISE	1		
24	61A-44311-01	HOUSING, WATER PUMP CORPS, POMPE A EAU	1		
25	61A-44322-02	INSERT, CARTRIDGE CUVETTE	1		
26	93210-86M38	O-RING JOINT TORIQUE	1		
27	93210-37160	O-RING JOINT TORIQUE	1		
28	6E5-44365-00	DAMPER, WATER SEAL 1 JOINT, TUBE D'EAU 1	1		
29	6E5-44312-00	COVER, WATER PUMP HOUSING COUVERCLE	1		
30	6E5-44352-01	IMPELLER TURBINE	1		
31	90280-04M05	KEY, WOODRUFF CLAVETTE, DEMI-LUNE	1		
32	6G5-44323-01	OUTER PLATE, CARTRIDGE PLAQUE EXTERIEURE	1		
33	6E5-44315-A0	GASKET, WATER PUMP JOINT, POMPE A EAU	1		
34	93606-12019	PIN, DOWEL GOUPILLE	2		
35	90119-08M14	BOLT, WITH WASHER BOULON, AVEC RONDELLE	4		
36	6E5-45331-00-9S	HOUSING, BEARING FLASQUE, ROULEMENT	1		
37	93101-28M16	OIL SEAL JOINT SPY	2		
38	93317-330U2	BEARING ROULEMENT	1		
39	6E5-45587-01	SHIM (T:0.10MM) CALE (T:0.10MM)	1		UR
	6E5-45587-10	SHIM (T:0.12MM) CALE (T:0.12MM)	1		UR
	6E5-45587-20	SHIM (T:0.15MM) CALE (T:0.15MM)	1		UR
	6E5-45587-30	SHIM (T:0.18MM) CALE (T:0.18MM)	1		UR
	6E5-45587-40	SHIM (T:0.30MM) CALE (T:0.30MM)	1		UR
	6E5-45587-50	SHIM (T:0.40MM) CALE (T:0.40MM)	1		UR
	6E5-45587-60	SHIM (T:0.50MM) CALE (T:0.50MM)	1		UR
40	93341-930V2	BEARING CERVEAUX DE DIRECTION	1		
41	93210-55M14	O-RING JOINT TORIQUE	1		

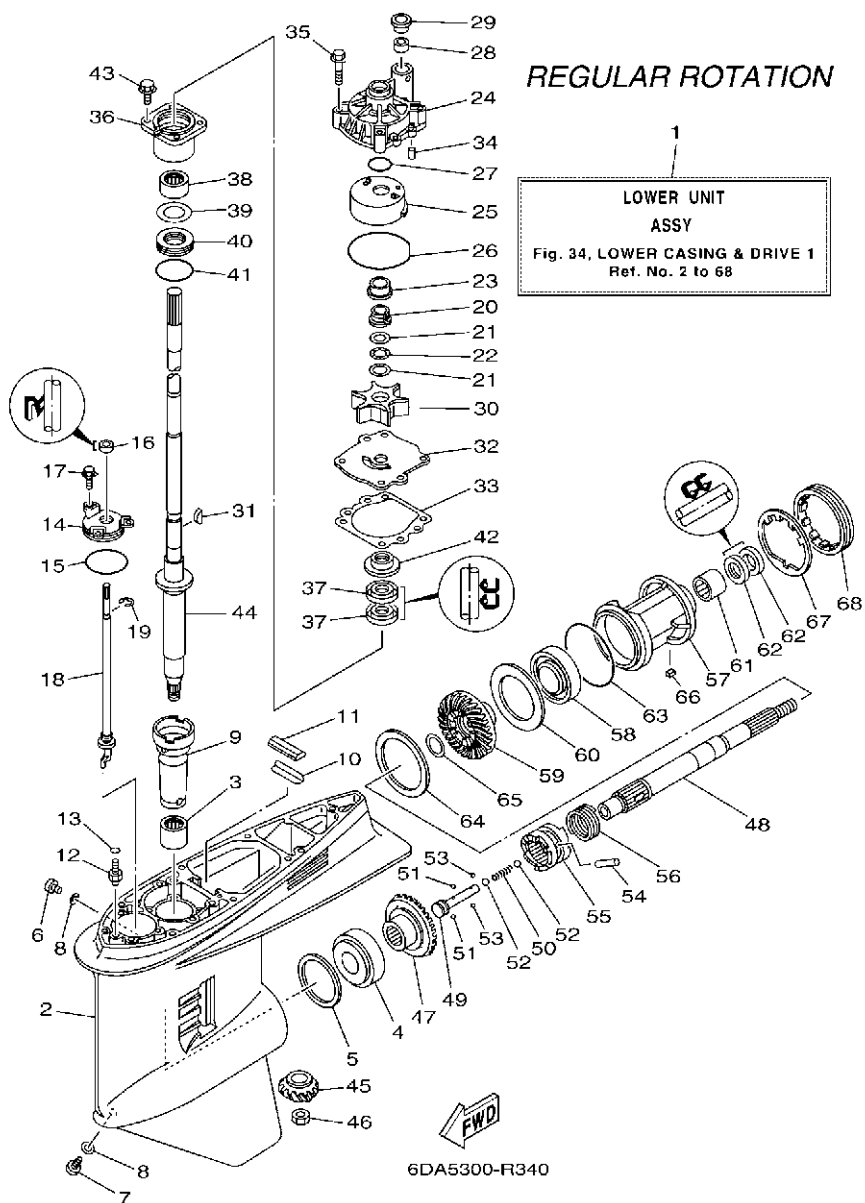


FIG. 34 LOWER CASING & DRIVE 1

BOITIER D'HELICE TRANSMISSION1

REF. NO.	PART NO. N° PIECES	DESCRIPTION DESCRIPTION	6DV7	6DW7	REMARKS REMARQUES
42	6E5-45344-00	COVER, OIL SEAL FLASQUE, JOINT D'HUILE	1		
43	97E95-08525	BOLT, HEXAGON W/W DEEP RECESS VIS HEXAGONAL AVC RONDELLE	4		
44	6DA-45501-10	DRIVE SHAFT COMP. ARBRE MOTEUR COMP.	1		X(25.3") X(25.3")
	63P-45501-01	DRIVE SHAFT COMP. ARBRE MOTEUR COMP.	1		L(20.3") L(20.3")
45	6DA-45551-00	PINION (14T) PIGNON D'ATTAQUE (14D)	1		
46	90170-16M01	NUT ECROU	1		
47	6DA-45560-00	GEAR 1 (26T) PIGNON 1 (26T)	1		
48	6J9-45611-01	SHAFT, PROPELLER ARBRE, HELICE	1		
49	6E5-45634-02	SLIDE, SHIFT CONTRE-POUSOIR	1		
50	90501-16M37	SPRING, COMPRESSION RESSORT, COMPRESSION	1		
51	93507-32009	BALL BILLE	2		
52	93511-32017	BALL BILLES	2		
53	93503-16003	BALL BILLES	2		
54	90250-08M07	PIN, STRAIGHT GOUPILLE, DROITE	1		
55	6DA-45631-00	CLUTCH, DOG CRABOT	1		
56	6E5-45633-01	RING, CROSS PIN JONC, GOUPILLE CRABOT	1		
57	6J9-45332-00-CA	HOUSING, BEARING FLASQUE, ROULEMENT	1		
58	93306-209U0	BEARING ROULEMENT	1		
59	6DA-45571-00	GEAR 2 (26T) PIGNON 2 (26T)	1		
60	6G5-45576-10	WASHER, THRUST 2 RONDELLE DE CALAGE 2	1		
61	93315-43061	BEARING ROULEMENT	1		
62	93101-30M17	OIL SEAL JOINT SPY	2		
63	93210-97M55	O-RING JOINT TORIQUE	1		
64	6G5-45577-02	SHIM (T:0.10MM) CALE (T:0.10MM)	1		UR
	6G5-45577-10	SHIM (T:0.12MM) CALE (T:0.12MM)	1		UR
	6G5-45577-20	SHIM (T:0.15MM) CALE (T:0.15MM)	1		UR
	6G5-45577-30	SHIM (T:0.18MM) CALE (T:0.18MM)	1		UR

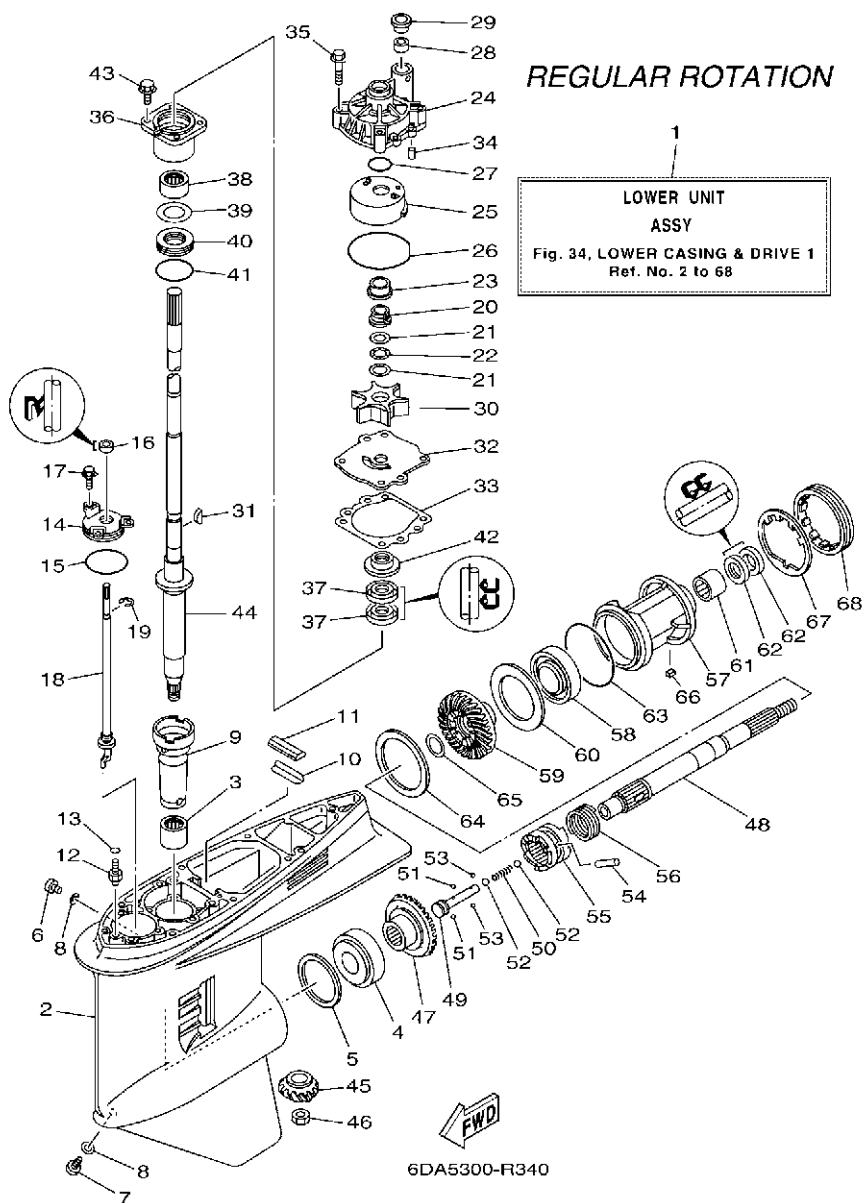
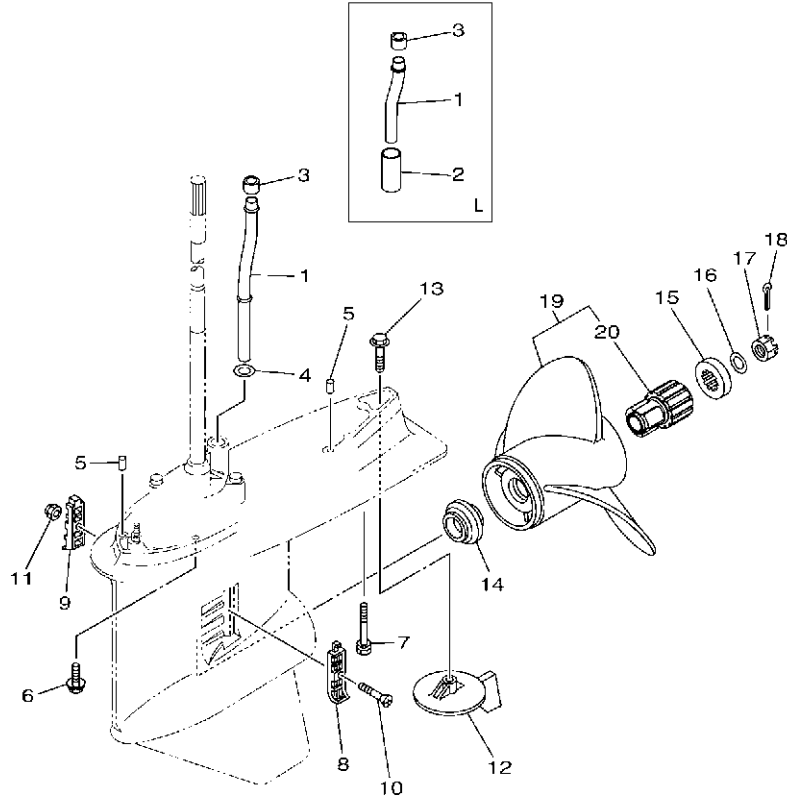


FIG. 34 LOWER CASING & DRIVE 1

BOITIER D'HELICE TRANSMISSION1

REF. NO.	PART NO. N° PIECES	DESCRIPTION DESCRIPTION	6DV7	6DW7	REMARKS REMARQUES
64	6G5-45577-40	SHIM (T:0.30MM)	1		UR
		CALE (T:0.30MM)			UR
	6G5-45577-50	SHIM (T:0.40MM)	1		UR
		CALE (T:0.40MM)			UR
	6G5-45577-60	SHIM (T:0.50MM)	1		UR
		CALE (T:0.50MM)			UR
65	90201-30M92	WASHER, PLATE	1		
		RONDELLE, PLATE			
66	90282-04M00	KEY, STRAIGHT	1		
		CLAVETTE, DROITE			
67	6G5-45383-01	WASHER, CLAW	1		
		FREIN D'ECROU			
68	6G5-45384-02	NUT	1		
		ECROU			

REGULAR ROTATION



6DA5100-R340

FIG. 35 LOWER CASING & DRIVE 2

BOITIER D HELICE TRANSMISSION2

REF. NO.	PART NO. N° PIECES	DESCRIPTION DESCRIPTION	6DV7	6DW7	REMARKS REMARQUES
1	6DA-44361-00	TUBE, WATER 1 TUBE D'EAU 1	1		X(25.3") X(25.3")
	6DA-44361-10	TUBE, WATER 1 TUBE D'EAU 1	1		L(20.3") L(20.3")
2	90445-23002	HOSE (L59) DURITE (L59)	1		L(20.3") L(20.3")
3	6E5-44365-00	DAMPER, WATER SEAL 1 JOINT, TUBE D'EAU 1	1		
4	90202-16061	WASHER, PLATE RONDELLE, PLATE	1		X(25.3") X(25.3")
5	93608-16M16	PIN, DOWEL AXE	2		
6	97E95-10645	BOLT, HEXAGON W/W DEEP RECESS VIS HEXAGONAL AVC RONDELLE	6		
7	90119-10MA2	BOLT, WITH WASHER BOULON, AVEC RONDELLE	1		
8	6J9-45214-00	COVER, WATER INLET 1 GRILLE, ENTREE D'EAU 1	1		
9	6J9-45215-00	COVER, WATER INLET 2 GRILLE, ENTREE D'EAU 2	1		
10	90152-05M08	SCREW, COUNTERSUNK VIS, TETE NOYEE	1		
11	90185-05002	NUT, NYLON ECROU, AUTO-BLOQUANT	1		
12	6J9-45371-01	TAB-TRIM ANODE DERIVE	1		
13	90105-10M00	BOLT, FLANGE BOULON, A COLLERETTE	1		
14	63P-45987-00	SPACER 1 ENTRETOISE 1	1		
15	688-45997-01	SPACER 2 ENTRETOISE 2	1		
16	92990-18200	WASHER RONDELLE, PLATE	1		
17	90171-18M04	NUT, CASTLE ECROU, CRENELE	1		
18	91490-40030	PIN, COTTER GOUPILLE	1		
19	68F-45932-20	PROPELLER (3X14-1/2"X13"-M) HELICE (3X14-1/2"X13"-M)	1		UR SDS PROP. UR SDS PROP.
	68F-45930-20	PROPELLER (3X14-1/2"X14"-M) HELICE (3X14-1/2"X14"-M)	1		UR SDS PROP. UR SDS PROP.
	68F-45970-20	PROPELLER (3X14-1/2"X15"-M) HELICE (3X14-1/2"X15"-M)	1		UR SDS PROP. UR SDS PROP.
	68F-45972-20	PROPELLER (3X14-1/4"X17"-M) HELICE (3X14-1/4"X17"-M)	1		UR SDS PROP. UR SDS PROP.
	68F-45978-20	PROPELLER (3X14-1/4"X18"-M) HELICE (3X14-1/4"X18"-M)	1		UR SDS PROP. UR SDS PROP.
	68F-45974-20	PROPELLER (3X13-3/4"X19"-M) HELICE (3X13-3/4"X19"-M)	1		UR SDS PROP. UR SDS PROP.
	68F-45976-20	PROPELLER (3X13-3/4"X21"-M) HELICE (3X13-3/4"X21"-M)	1		UR SDS PROP. UR SDS PROP.
20	6CE-45C81-10	.DAMPER RUBBER, PROPELLER 1 .AMORTISSEUR HELICE 1	1		

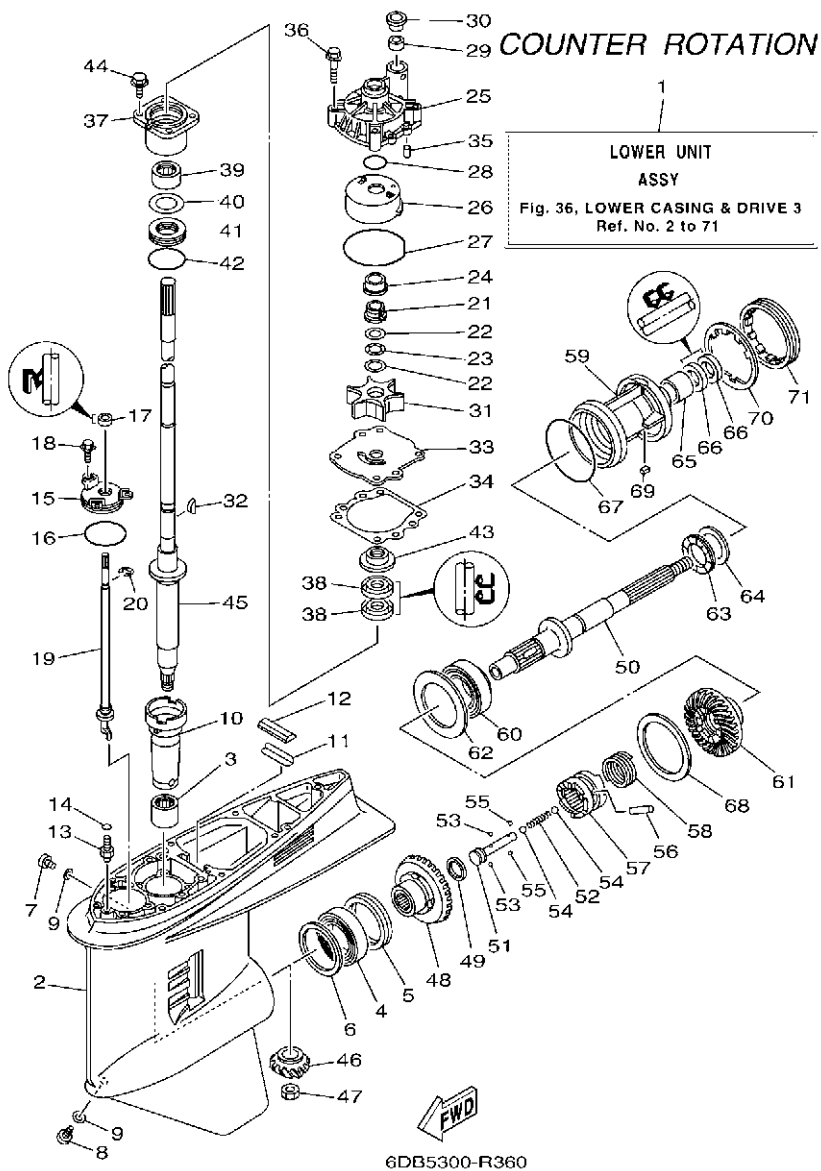


FIG. 36 LOWER CASING & DRIVE 3

BOITIER D'HELICE TRANSMISSION3

REF. NO.	PART NO. N° PIECES	DESCRIPTION DESCRIPTION	6DV7	6DW7	REMARKS REMARQUES
1	6DB-45300-12-8D	LOWER UNIT ASSY UNITE INFERIEURE (ENS.)		1	X(25.3"),LH X(25.3"),LH
2	6J9-45301-07-8D	CASING, LOWER BEQUILLE		1	
3	93311-928U5	BEARING ROULEMENT		1	
4	93390-000U2	BEARING ROULEMENT		1	
5	93341-465U4	BEARING CERVEAUX DE DIRECTION		1	
6	6G5-45567-01	SHIM (T:0.10MM) CALE (T:0.10MM)		1	UR
	6G5-45567-10	SHIM (T:0.12MM) CALE (T:0.12MM)		1	UR
	6G5-45567-20	SHIM (T:0.15MM) CALE (T:0.15MM)		1	UR
	6G5-45567-30	SHIM (T:0.18MM) CALE (T:0.18MM)		1	UR
	6G5-45567-40	SHIM (T:0.30MM) CALE (T:0.30MM)		1	UR
6G5-45567-50	SHIM (T:0.40MM) CALE (T:0.40MM)		1	UR	UR
6G5-45567-60	SHIM (T:0.50MM) CALE (T:0.50MM)		1	UR	UR
7	90340-08002	PLUG, STRAIGHT SCREW PLOT, FILETE DROIT		1	
8	688-45341-10	PLUG, DRAIN BOUCHON DE VIDANGE		1	
9	90430-08003	GASKET JOINT		2	
10	6G5-45536-01	SLEEVE, DRIVE SHAFT MANCHON, ARBRE MOTEUR		1	
11	663-45376-00	GUIDE, SEAL DAMPER BUTEE, JOINT CAOUTCHOUC		1	
12	688-45375-00	DAMPER, SEAL BOURRELET, CAOUTCHOUC		1	
13	63P-45378-00	NIPPLE, HOSE RACCORD, TUYAU		1	
14	93210-07003	O-RING JOINT TORIQUE		1	
15	6E5-45321-00	PLATE PLAQUETTE		1	
16	93210-58144	O-RING JOINT TORIQUE		1	
17	93106-09014	OIL SEAL JOINT SPY		1	
18	90119-06M10	BOLT, WITH WASHER BOULON, AVEC RONDELLE		3	
19	64P-44150-01	SHIFT CAM ASSY CAME D'INVERSION		1	
20	99001-08600	CIRCLIP CIRCLIP		1	
21	61A-45538-00	SPACER 1 ENTRETOISE		1	

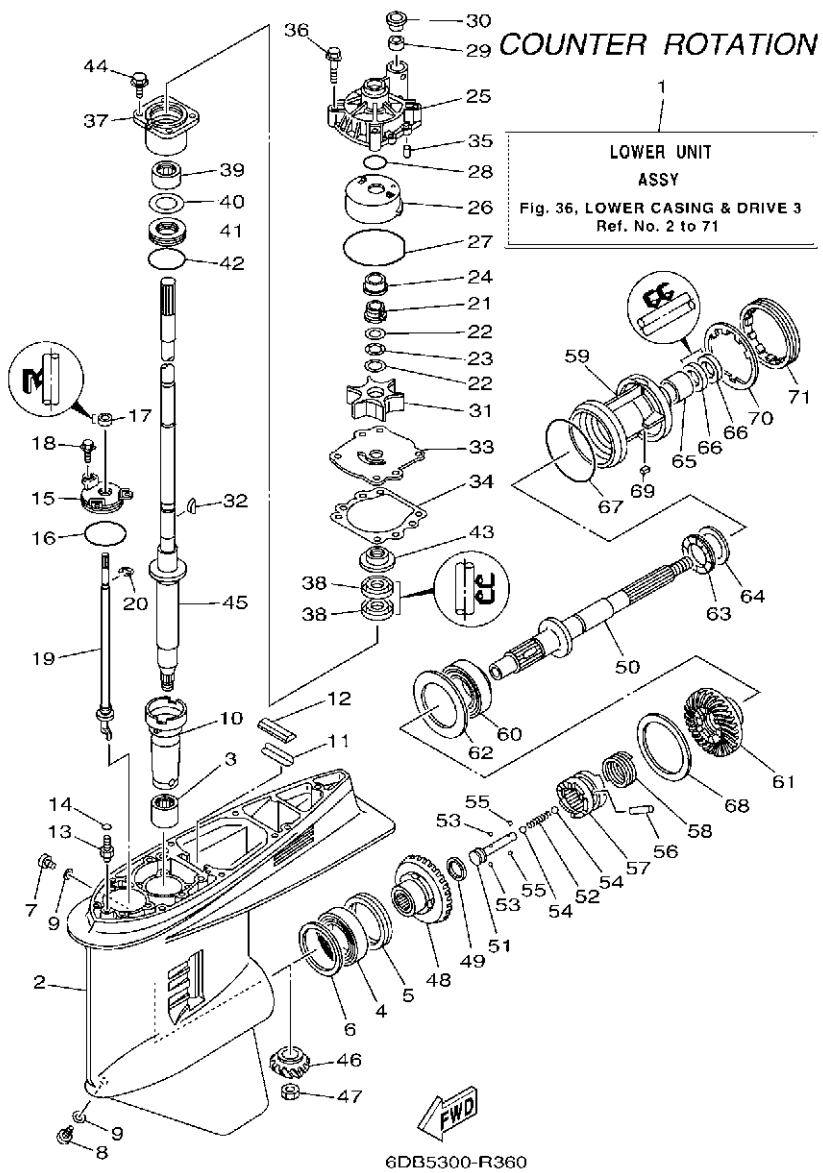


FIG. 36 LOWER CASING & DRIVE 3

BOITIER D'HELICE TRANSMISSION3

REF. NO.	PART NO. N° PIECES	DESCRIPTION DESCRIPTION	6DV7	6DW7	REMARKS REMARQUES
22	90201-22M01	WASHER, PLATE RONDELLE, PLATE		2	
23	90206-22M19	WASHER, WAVE RONDELLE, ONDULEE		1	
24	61A-45527-00	COLLAR, DRIVE SHAFT ENTRETOISE		1	
25	61A-44311-01	HOUSING, WATER PUMP CORPS, POMPE A EAU		1	
26	61A-44322-02	INSERT, CARTRIDGE CUVETTE		1	
27	93210-86M38	O-RING JOINT TORIQUE		1	
28	93210-37160	O-RING JOINT TORIQUE		1	
29	6E5-44365-00	DAMPER, WATER SEAL 1 JOINT, TUBE D'EAU 1		1	
30	6E5-44312-00	COVER, WATER PUMP HOUSING COUVERCLE		1	
31	6E5-44352-01	IMPELLER TURBINE		1	
32	90280-04M05	KEY, WOODRUFF CLAVETTE, DEMI-LUNE		1	
33	6G5-44323-01	OUTER PLATE, CARTRIDGE PLAQUE EXTERIEURE		1	
34	6E5-44315-A0	GASKET, WATER PUMP JOINT, POMPE A EAU		1	
35	93606-12019	PIN, DOWEL GOUPILLE		2	
36	90119-08M14	BOLT, WITH WASHER BOULON, AVEC RONDELLE		4	
37	6E5-45331-00-9S	HOUSING, BEARING FLASQUE, ROULEMENT		1	
38	93101-28M16	OIL SEAL JOINT SPY		2	
39	93317-330U2	BEARING ROULEMENT		1	
40	6E5-45587-01	SHIM (T:0.10MM) CALE (T:0.10MM)		1	UR
	6E5-45587-10	SHIM (T:0.12MM) CALE (T:0.12MM)		1	UR
	6E5-45587-20	SHIM (T:0.15MM) CALE (T:0.15MM)		1	UR
	6E5-45587-30	SHIM (T:0.18MM) CALE (T:0.18MM)		1	UR
	6E5-45587-40	SHIM (T:0.30MM) CALE (T:0.30MM)		1	UR
	6E5-45587-50	SHIM (T:0.40MM) CALE (T:0.40MM)		1	UR
	6E5-45587-60	SHIM (T:0.50MM) CALE (T:0.50MM)		1	UR
41	93341-930V2	BEARING CERVEAUX DE DIRECTION		1	
42	93210-55M14	O-RING JOINT TORIQUE		1	

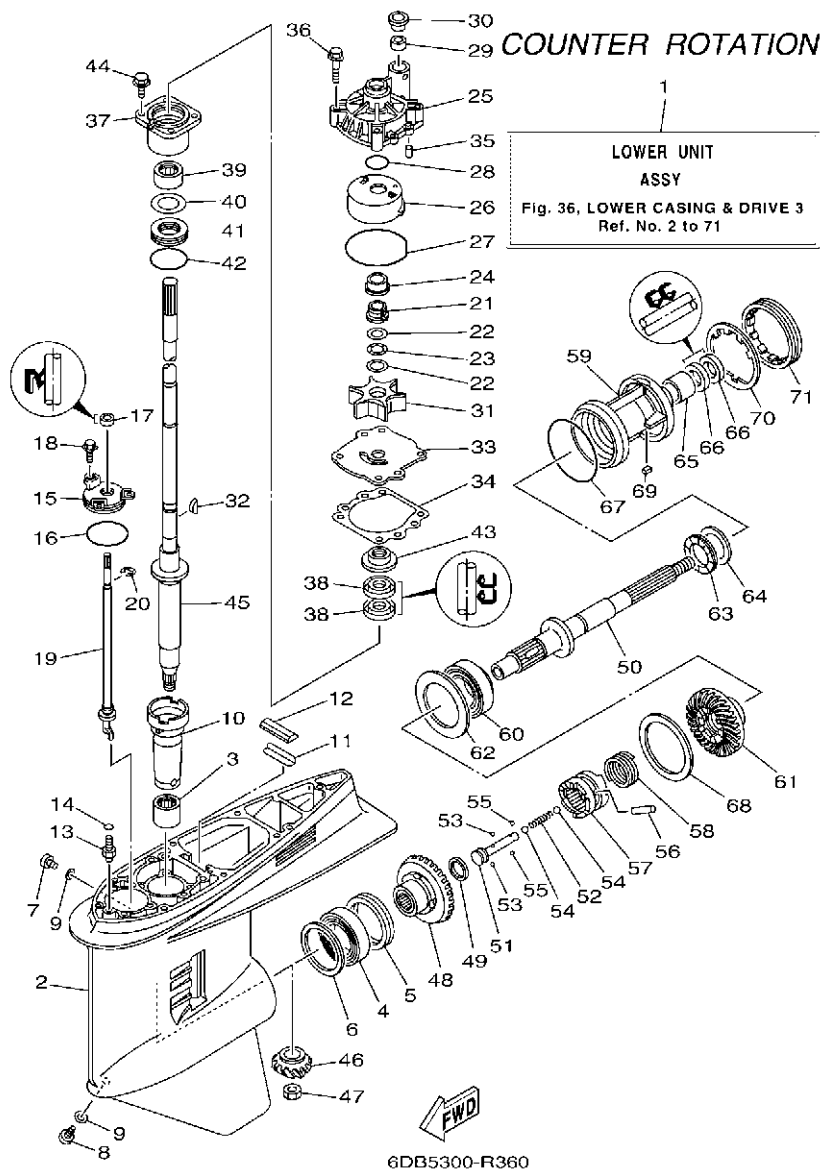


FIG. 36 LOWER CASING & DRIVE 3

BOITIER D'HELICE TRANSMISSION3

REF. NO.	PART NO. N° PIECES	DESCRIPTION DESCRIPTION	6DV7	6DW7	REMARKS REMARQUES
43	6E5-45344-00	COVER, OIL SEAL FLASQUE, JOINT D'HUILE		1	
44	97E95-08525	BOLT, HEXAGON W/W DEEP RECESS VIS HEXAGONAL AVC RONDELLE		4	
45	6DA-45501-10	DRIVE SHAFT COMP. ARBRE MOTEUR COMP.		1	X(25.3") X(25.3")
46	6DA-45551-00	PINION (14T) PIGNON D'ATTAQUE (14D)		1	
47	90170-16M01	NUT ECROU		1	
48	6DB-45560-00	GEAR 1 (26T) PIGNON 1 (26T)		1	
49	90201-26015	WASHER, PLATE RONDELLE, PLATE		1	
50	6K1-45611-11	SHAFT, PROPELLER ARBRE, HELICE		1	
51	6E5-45634-02	SLIDE, SHIFT CONTRE-POUSOIR		1	
52	90501-16M37	SPRING, COMPRESSION RESSORT, COMPRESSION		1	
53	93507-32009	BALL BILLE		2	
54	93511-32017	BALL BILLES		2	
55	93503-16003	BALL BILLES		2	
56	90250-08M07	PIN, STRAIGHT GOUPILLE, DROITE		1	
57	6DA-45631-00	CLUTCH, DOG CRABOT		1	
58	6E5-45633-01	RING, CROSS PIN JONC, GOUPILLE CRABOT		1	
59	6K1-45332-01-CA	HOUSING, BEARING FLASQUE, ROULEMENT		1	
60	93332-00048	BEARING ROULEMENT		1	
61	6DB-45570-00	GEAR 2 (26T) PIGNON 2 (26T)		1	
62	6K1-45576-00	WASHER, THRUST 2 RONDELLE DE CALAGE 2		1	
63	93341-440U5	BEARING CERVEAUX DE DIRECTION		1	
64	6K1-45578-01	SHIM (T:0.10MM) CALE (T:0.10MM)		1	UR
	6K1-45578-10	SHIM (T:0.12MM) CALE (T:0.12MM)		1	UR
	6K1-45578-20	SHIM (T:0.15MM) CALE (T:0.15MM)		1	UR
	6K1-45578-30	SHIM (T:0.18MM) CALE (T:0.18MM)		1	UR
	6K1-45578-40	SHIM (T:0.30MM) CALE (T:0.30MM)		1	UR
	6K1-45578-50	SHIM (T:0.40MM) CALE (T:0.40MM)		1	UR

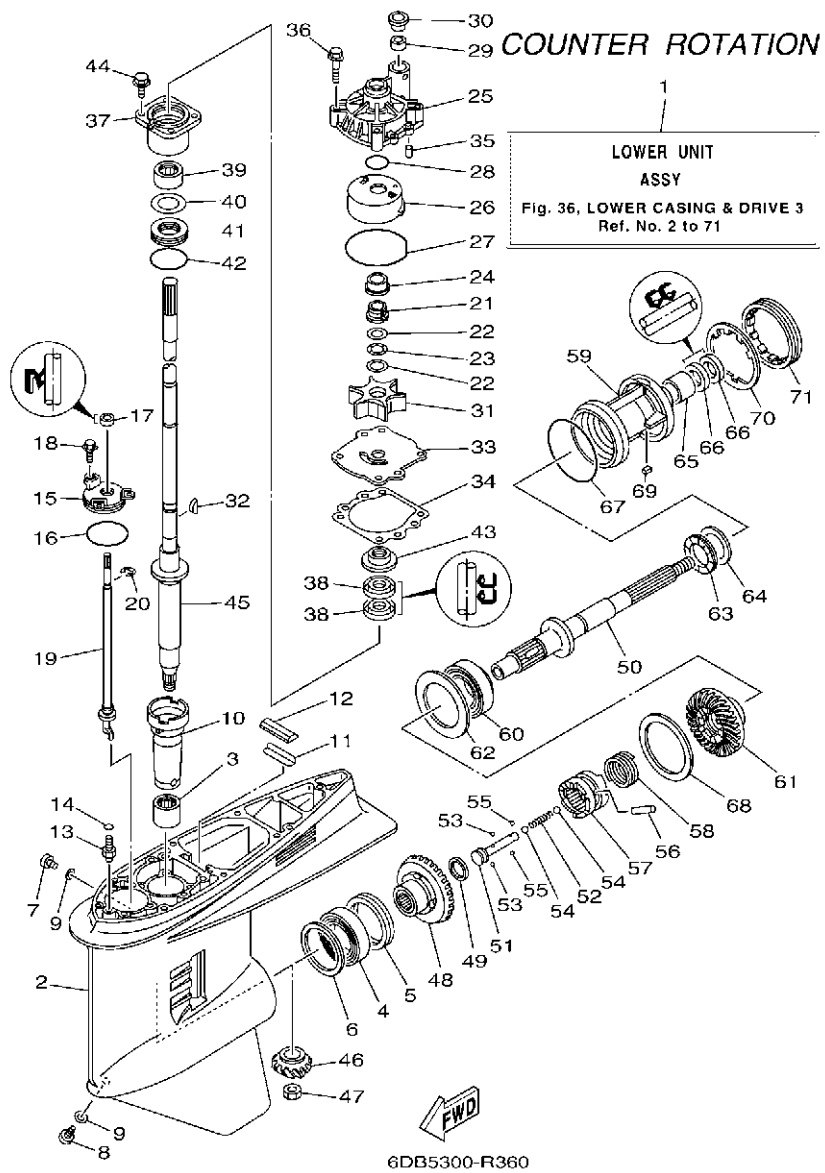


FIG. 36 LOWER CASING & DRIVE 3

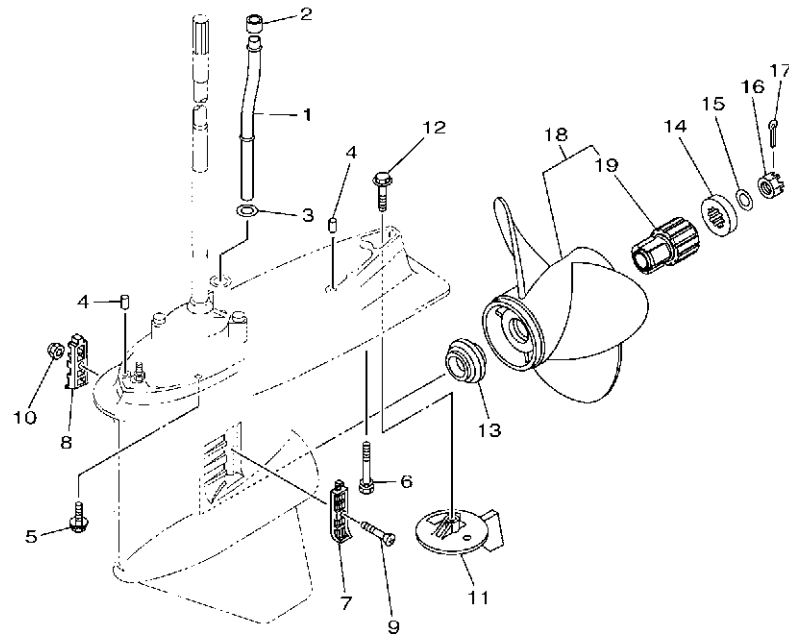
BOITIER D'HELICE TRANSMISSION3

REF. NO.	PART NO. N° PIECES	DESCRIPTION DESCRIPTION	6DV7	6DW7	REMARKS REMARQUES
64	6K1-45578-60	SHIM (T:0.50MM) CALE (T:0.50MM)		1	UR UR
65	93315-43061	BEARING ROULEMENT		1	
66	93101-30M17	OIL SEAL JOINT SPY		2	
67	93210-97M55	O-RING JOINT TORIQUE		1	
68	6G5-45577-02	SHIM (T:0.10MM) CALE (T:0.10MM)		1	UR UR
	6G5-45577-10	SHIM (T:0.12MM) CALE (T:0.12MM)		1	UR UR
	6G5-45577-20	SHIM (T:0.15MM) CALE (T:0.15MM)		1	UR UR
	6G5-45577-30	SHIM (T:0.18MM) CALE (T:0.18MM)		1	UR UR
	6G5-45577-40	SHIM (T:0.30MM) CALE (T:0.30MM)		1	UR UR
	6G5-45577-50	SHIM (T:0.40MM) CALE (T:0.40MM)		1	UR UR
	6G5-45577-60	SHIM (T:0.50MM) CALE (T:0.50MM)		1	UR UR
69	90282-04M00	KEY, STRAIGHT CLAVETTE, DROITE		1	
70	6G5-45383-01	WASHER, CLAW FREIN D'ECROU		1	
71	6G5-45384-02	NUT ECROU		1	

FIG. 37 LOWER CASING & DRIVE 4

BOITIER D'HELICE TRANSMISSION4

COUNTER ROTATION

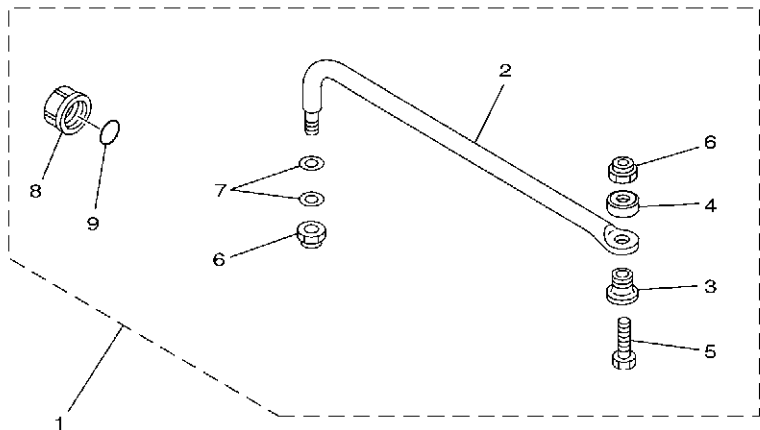


6DB5100-R340

REF. NO.	PART NO. N° PIECES	DESCRIPTION DESCRIPTION	6DV7	6DW7	REMARKS REMARQUES
1	6DA-44361-00	TUBE, WATER 1 TUBE D'EAU 1		1	X(25.3") X(25.3")
2	6E5-44365-00	DAMPER, WATER SEAL 1 JOINT, TUBE D'EAU 1		1	
3	90202-16061	WASHER, PLATE RONDELLE, PLATE		1	X(25.3") X(25.3")
4	93608-16M16	PIN, DOWEL AXE		2	
5	97E95-10645	BOLT, HEXAGON W/W DEEP RECESS VIS HEXAGONAL AVC RONDELLE		6	
6	90119-10MA2	BOLT, WITH WASHER BOULON, AVEC RONDELLE		1	
7	6J9-45214-00	COVER, WATER INLET 1 GRILLE, ENTREE D'EAU 1		1	
8	6J9-45215-00	COVER, WATER INLET 2 GRILLE, ENTREE D'EAU 2		1	
9	90152-05M08	SCREW, COUNTERSUNK VIS, TETE NOYEE		1	
10	90185-05002	NUT, NYLON ECROU,AUTO-BLOQUANT		1	
11	6K1-45371-02	TAB-TRIM ANODE DERIVE		1	
12	90105-10M00	BOLT, FLANGE BOULON, A COLLERETTE		1	
13	63P-45987-00	SPACER 1 ENTRETOISE 1		1	
14	688-45997-01	SPACER 2 ENTRETOISE 2		1	
15	92990-18200	WASHER RONDELLE, PLATE		1	
16	90171-18M04	NUT, CASTLE ECROU, CRENELE		1	
17	91490-40030	PIN. COTTER GOUPILLE		1	
18	68G-45970-20	PROPELLER (3X14-1/2"X15"-ML) HELICE (3X14-1/2"X15"-ML)		1	UR SDS PROP. UR SDS PROP.
	68G-45972-20	PROPELLER (3X14-1/4"X17"-ML) HELICE (3X14-1/4"X17"-ML)		1	UR SDS PROP. UR SDS PROP.
	68G-45978-20	PROPELLER (3X14-1/4"X18"-ML) HELICE (3X14-1/4"X18"-ML)		1	UR SDS PROP. UR SDS PROP.
	68G-45974-20	PROPELLER (3X13-3/4"X19"-ML) HELICE (3X13-3/4"X19"-ML)		1	UR SDS PROP. UR SDS PROP.
	68G-45976-20	PROPELLER (3X13-3/4"X21"-ML) HELICE (3X13-3/4"X21"-ML)		1	UR SDS PROP. UR SDS PROP.
19	6CE-45C81-10	.DAMPER RUBBER, PROPELLER 1 .AMORTISSEUR HELICE 1		1	

FIG. 38 STEERING GUIDE ATTACHMENT 1

DIRECTION GUIDE ACCESSOIRE 1

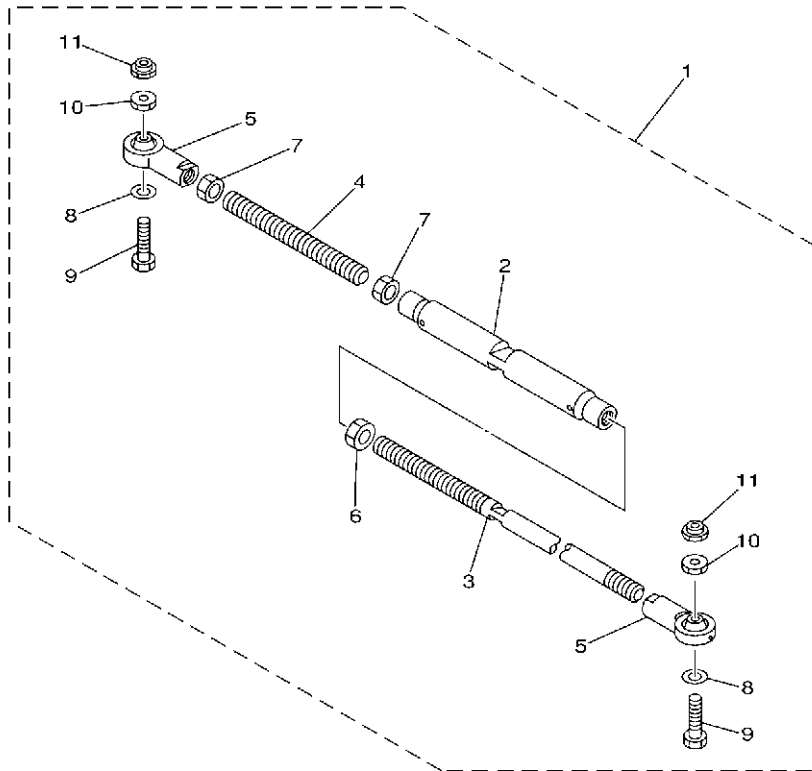


REF. NO.	PART NO. N° PIECES	DESCRIPTION DESCRIPTION	6DV7	6DW7	REMARKS REMARQUES
1	6E5-61350-02	STEERING GUIDE ATTACHMENT KIT FIXATIONS DE DIRECTION	1		AP AP
2	6E5-61351-01	.ROD, STEERING LINK .RENOI DE DIRECTION	1		
3	90387-10M61	.COLLAR .COLLERETTE	1		
4	90560-12M01	.SPACER .ENTRETOISE	1		
5	6E5-61355-00	.BOLT .BOULON	1		
6	90185-09M01	.NUT, SELF-LOCKING .ECROU,AUTO-BLOQUANT	2		
7	90201-10M20	.WASHER, PLATE .RONDELLE, PLATE	2		
8	6E5-43145-01	.CAP, CLAMP BRACKET .CAPUCHON, PRESSE	1		
9	93210-16275	.O-RING .JOINT TORIQUE	1		

67H0100-9290

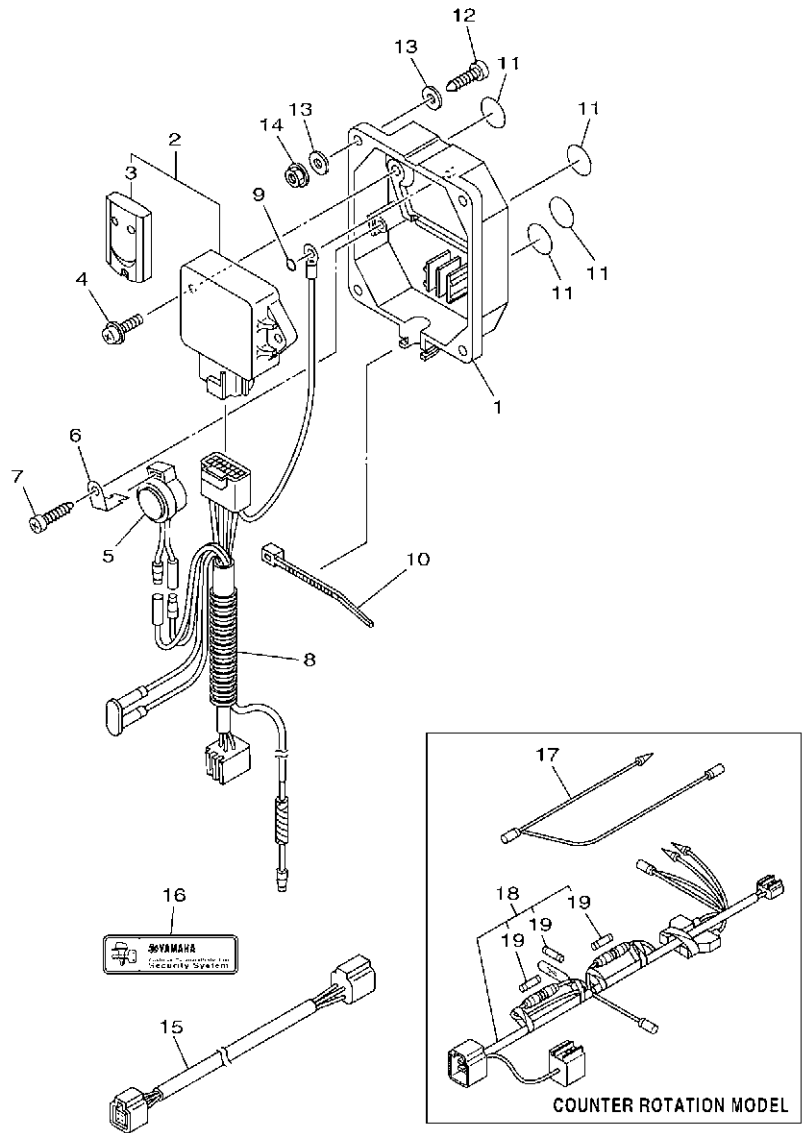
FIG. 39 STEERING GUIDE ATTACHMENT 2

DIRECTION GUIDE ACCESSOIRE 2



REF. NO.	PART NO. N° PIECES	DESCRIPTION DESCRIPTION	6DV7	6DW7	REMARKS REMARQUES
1	6E5-61301-01	TWIN KIT (L:600-800MM) JUMELE KIT (L:600-800MM)		1	AP AP
2	6E5-61313-00	.ADJUSTER .TENDEUR		1	
3	6E5-61311-11	.TIE BAR .BARRE D'ACCOUPLMENT		1	
4	6E5-61315-00	.TIE BAR .BARRE D'ACCOUPLMENT		1	
5	6E5-61303-00	.STEERING AXLE COMP. .AXLE COMP.		2	
6	90170-14M06	.NUT .ECROU		1	
7	95380-14700	.NUT .ECROU		2	
8	90201-10M76	.WASHER, PLATE .RONDELLE, PLATE		2	
9	90101-09M70	.BOLT .BOULON		2	
10	90170-09M05	.NUT .ECROU		2	
11	90185-09M01	.NUT, SELF-LOCKING .ECROU,AUTO-BLOQUANT		2	

67H0100-0300



6DV4300-Q400

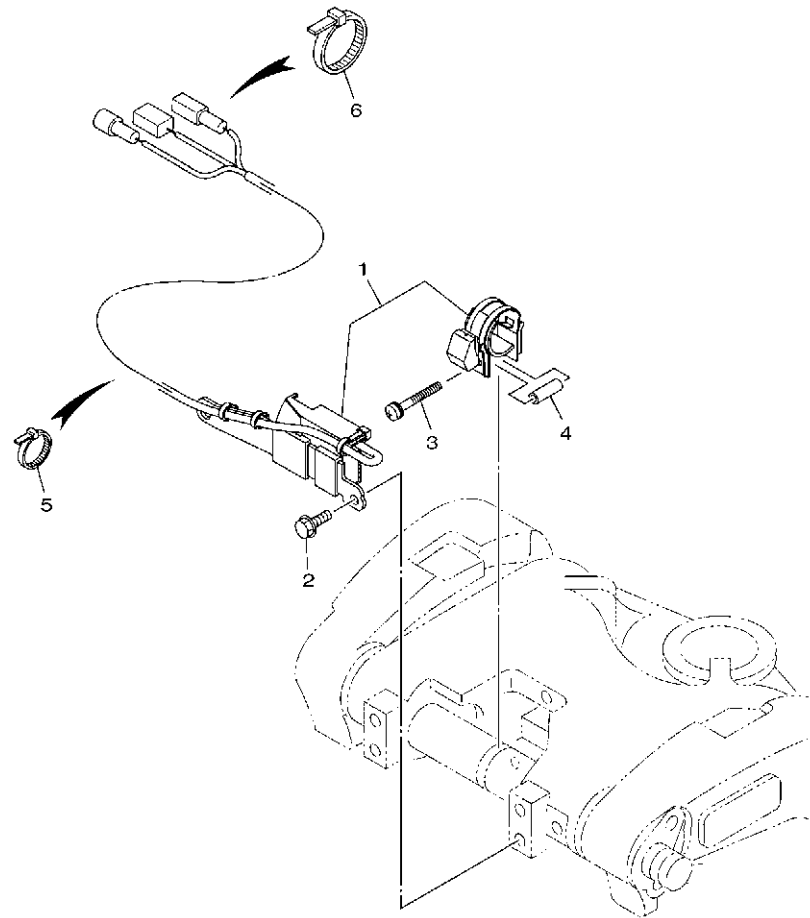
FIG. 40 OPTIONAL PARTS 1

PIECES OPTIONNELLES 1

REF. NO.	PART NO. N° PIECES	DESCRIPTION DESCRIPTION	6DV7	6DW7	REMARKS REMARQUES
1	6Y8-86267-00	CASE COMPLETE 1 CARTER (ENS.) 1	1		
2	6Y8-86260-03	REMOTE CONTROL UNIT ASSY UNITE DE TELECOMMANDE (ENS.)	1		
3	6AA-86261-01	.XMTR. COMP. .XMTR. COMP.	2		
4	97980-06216	SCREW, WITH WASHER VIS, AVEC RONDELLE	2		
5	6X4-83383-00	BUZZER RONFLEUR	1		
6	6X4-83386-00	STAY, BUZZER SUPPOR, RONFLEUR	1		
7	97780-60620	SCREW, TAPPING VIS, TETE BOMBEE	1		
8	6Y8-82509-10	WIRE, SUB LEAD FIL, SECONDAIRE	1		
9	93210-04279	O-RING JOINT TORIQUE	1		
10	90465-11M10	CLAMP BRIDE	1		
11	6Y8-8454G-00	PATCH 1 TAMPON 1	4		
12	90167-06M00	SCREW, TAPPING VIS, TETE FRAISEE	4		UR
	97880-06035	SCREW, PAN HEAD VIS, TETE TRONCONIQUE	4		UR
13	90201-06M30	WASHER, PLATE RONDELLE, PLATE	8		UR
14	95780-06300	NUT, FLANGE ECROU	4		
15	6Y8-82521-11	2FT PIGTAIL BUS FAISCEAU (L: 2FT.)	1		
16	6Y8-48277-00	STICKER 1 ETIQUETTE 1	4		
17	6H5-81315-00	LEAD WIRE ASSY FIL		1	AP
18	6Y8-81315-01	LEAD WIRE ASSY FIL		1	AP
19	6TA-82151-00	.FUSE(5A) .FUSIBLE (5A)		3	AP

FIG. 41 OPTIONAL PARTS 2

PIECES OPTIONNELLES 2

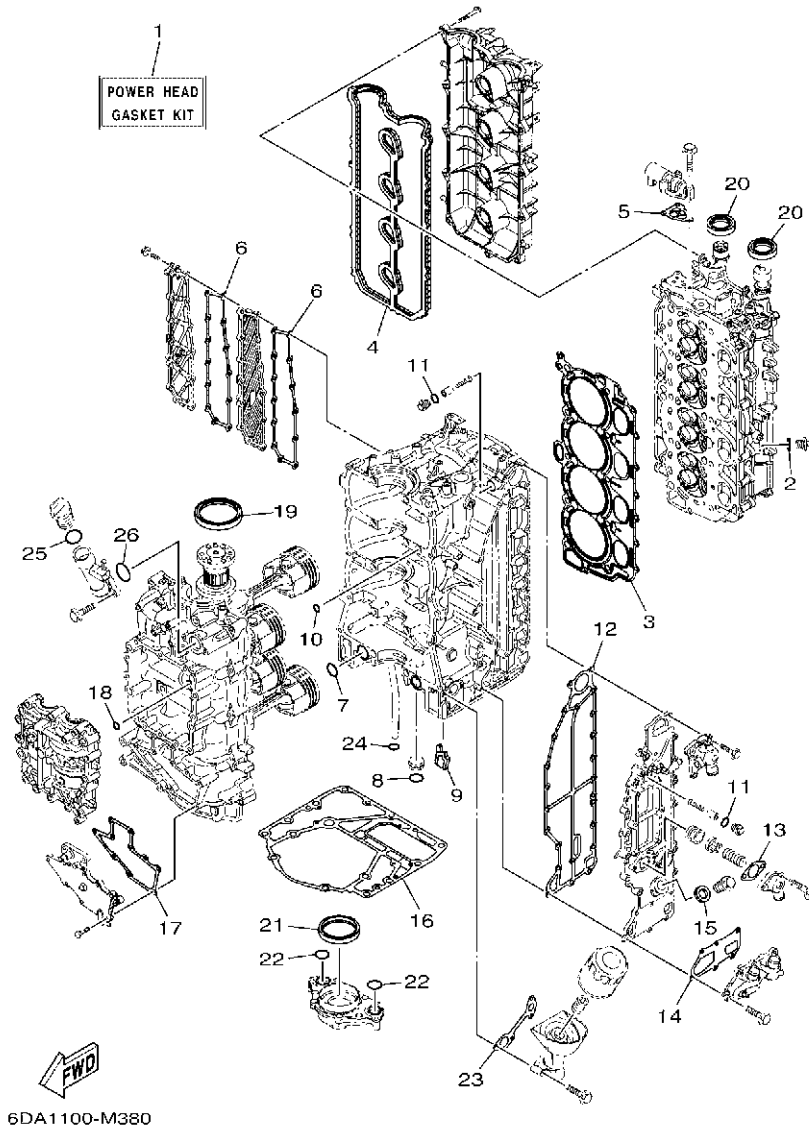


 6DV4100-Q380

REF. NO.	PART NO. N° PIECES	DESCRIPTION DESCRIPTION	6DV7	6DW7	REMARKS REMARQUES
1	6CE-825E0-00	TILT LIMIT SWITCH ASSY COMMUNTEUR, LIMIT INCLINAISON	1	1	
2	97E95-06516	BOLT, HEXAGON W/W DEEP RECESS VIS HEXAGONAL AVC RONDELLE	2	2	
3	90159-05059	SCREW, WITH WASHER VIS, AVEC RONDELLE	1	1	
4	90387-05004	COLLAR COLLERETTE	1	1	
5	90465-11M10	CLAMP BRIDE	8	8	
6	90465-13M18	CLAMP BRIDE	1	1	

FIG. 42 REPAIR KIT 1

KITS DE REPARATION 1



6DA1100-M380

REF. NO.	PART NO. N° PIECES	DESCRIPTION DESCRIPTION	6DV7	6DW7	REMARKS REMARQUES
1	6DA-W0001-01	POWER HEAD GASKET KIT POCHETTE DE JINTS TETE MOTRICE	1	1	
2	90430-14115	.GASKET .JOINT	1	1	
3	6DA-11181-00	.GASKET, CYLINDER HEAD 1 .JOINT, DE CULASSE 1	1	1	
4	6DA-11193-00	.GASKET, HEAD COVER 1 .JOINT, COUVERCLE DE CULASSE 1	1	1	
5	6CB-1242F-00	.GASKET, FILTER .JOINT, FILTRE	1	1	
6	6DA-15353-01	.GASKET, DRAIN .JOINT, PLOT DE VIDANGE	2	2	
7	93210-25552	.O-RING .JOINT TORIQUE	2	2	
8	93210-25647	.O-RING .JOINT TORIQUE	1	1	
9	6DA-14664-00	.GROMMET, WATER SHUT .PASSE-FIL	1	1	
10	93210-12648	.O-RING .JOINT TORIQUE	1	1	
11	93210-13M63	.O-RING .JOINT TORIQUE	2	2	
12	6DA-41114-01	.GASKET, EXHAUST OUTER COVER .JOINT, COUVERCLE D'ECHAPPEMENT	1	1	
13	60V-11382-A0	.GASKET 2 .JOINT 2	1	1	
14	6DA-11381-01	.GASKET 1 .JOINT 1	1	1	
15	90201-186F1	.WASHER, PLATE .RONDELLE, PLATE	1	1	
16	63P-11351-03	.GASKET, CYLINDER .JOINT, D'EMBASE	1	1	
17	6DA-15451-01	.GASKET, CRANKCASE COVER 1 .JOINT, COUVERCLE DE CARTER 1	1	1	
18	93210-08001	.O-RING .JOINT TORIQUE	1	1	
19	93102-85008	.OIL SEAL .JOINT SPY	1	1	
20	93102-38008	.OIL SEAL .JOINT SPY	2	2	
21	6CB-11355-00	.SEAL, CYLINDER 1 .JOINT, SPY CYLINDRE	1	1	
22	93210-25552	.O-RING .JOINT TORIQUE	2	2	
23	6DA-13475-00	.GASKET .JOINT	1	1	
24	93210-19MJ3	.O-RING .JOINT TORIQUE	1	1	
25	93210-24M79	.O-RING .JOINT TORIQUE	1	1	
26	93210-357A3	.O-RING .JOINT TORIQUE	1	1	

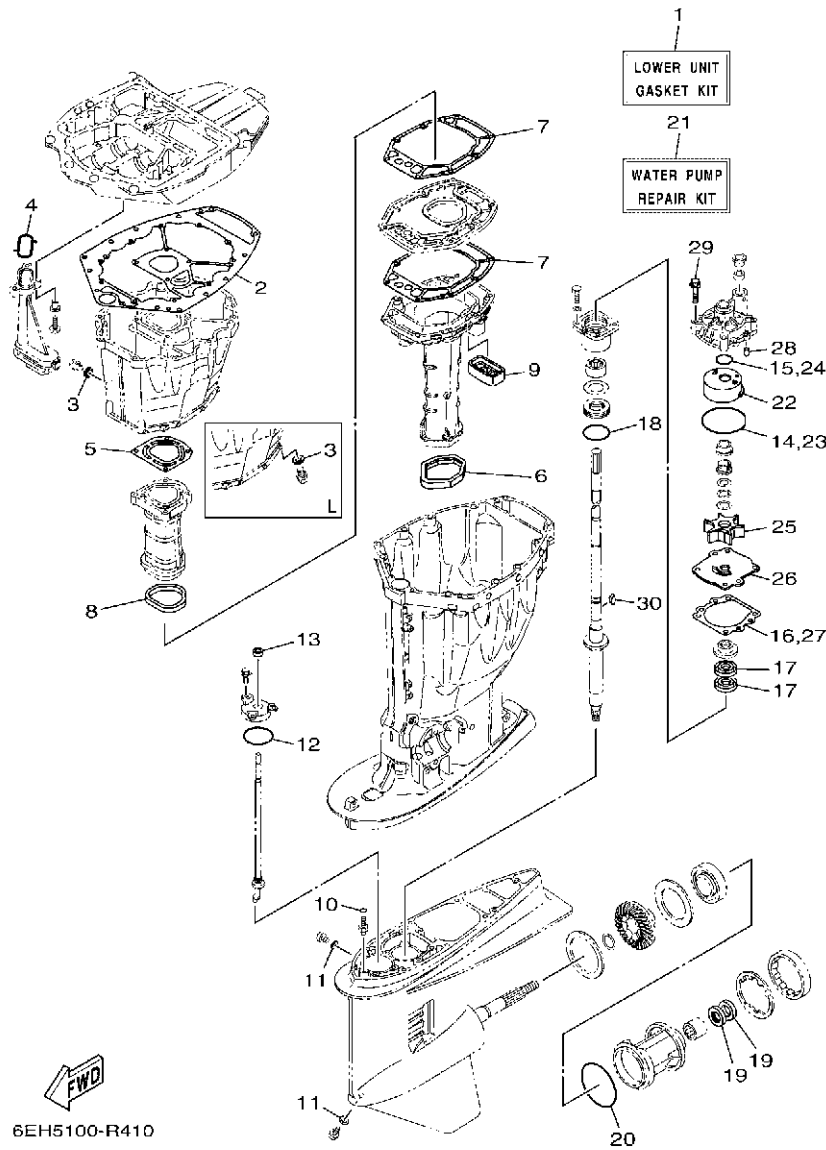


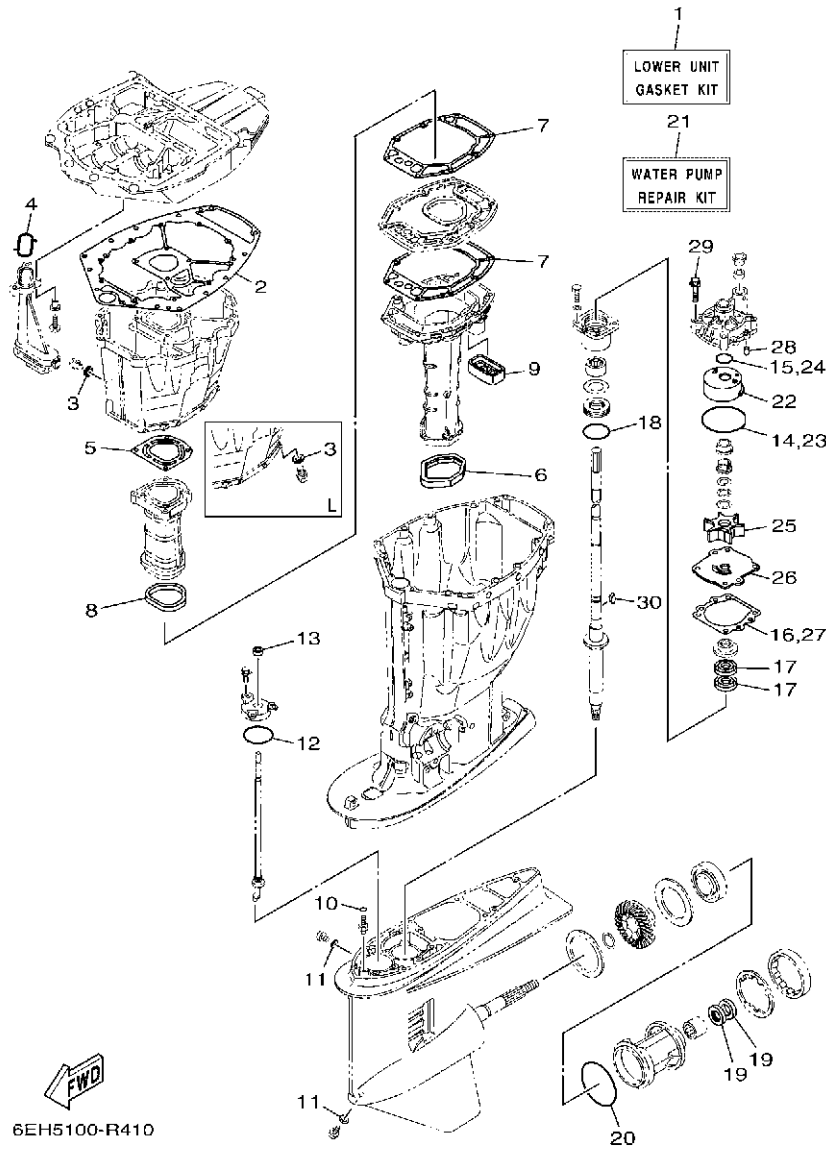
FIG. 43 REPAIR KIT 2

KITS DE REPARATION 2

REF. NO.	PART NO. N° PIECES	DESCRIPTION DESCRIPTION	6DV7	6DW7	REMARKS REMARQUES
1	63P-W0001-21	LOWER UNIT GASKET KIT POCHETTE DE JOINTS EMBASE	1	1	
2	63P-15312-02	.GASKET, OIL PAN .JOINT DE VENTILATEUR D'HUILE	1	1	
3	90430-14M09	.GASKET .JOINT	1	1	
4	63P-13415-00	.SEAL, OIL STRAINER .JOINT, FILTRE A HUILE	1	1	
5	63P-41133-A0	.GASKET, EXHAUST MANIFOLD 1 .JOINT, PIPE D'ECHAPPEMENT	1	1	
6	69J-45123-00	.GASKET, MUFFLER .JOINT, POT DE DETENTE	1	1	
7	63P-41134-A1	.GASKET, EXHAUST MANIFOLD .JOINT, PIPE D'ECHAPPEMENT	2	2	
8	63P-41138-00	.SEAL, EXT. 1 .JOINT DE GROUPE 1	1	1	
9	69J-45127-00	.SEAL .JOINT	1	1	
10	93210-07003	.O-RING .JOINT TORIQUE	2	2	
11	90430-08003	.GASKET .JOINT	2	2	
12	93210-58144	.O-RING .JOINT TORIQUE	1	1	
13	93106-09014	.OIL SEAL .JOINT SPY	1	1	
14	93210-86M38	.O-RING .JOINT TORIQUE	1	1	
15	93210-37160	.O-RING .JOINT TORIQUE	1	1	
16	6E5-44315-A0	.GASKET, WATER PUMP .JOINT, POMPE A EAU	1	1	
17	93101-28M16	.OIL SEAL .JOINT SPY	2	2	
18	93210-55M14	.O-RING .JOINT TORIQUE	1	1	
19	93101-30M17	.OIL SEAL .JOINT SPY	2	2	
20	93210-97M55	.O-RING .JOINT TORIQUE	1	1	
21	61A-W0078-A3	WATER PUMP REPAIR KIT KIT DE REPARATION DE LA POMPE	1	1	
22	61A-44322-02	.INSERT, CARTRIDGE .CUVETTE	1	1	
23	93210-86M38	.O-RING .JOINT TORIQUE	1	1	
24	93210-37160	.O-RING .JOINT TORIQUE	1	1	
25	6E5-44352-01	.IMPELLER .TURBINE	1	1	
26	6G5-44323-01	.OUTER PLATE, CARTRIDGE .PLAQUE EXTERIEURE	1	1	
27	6E5-44315-A0	.GASKET, WATER PUMP .JOINT, POMPE A EAU	1	1	

FIG. 43 REPAIR KIT 2

KITS DE REPARATION 2



REF. NO.	PART NO. N° PIECES	DESCRIPTION DESCRIPTION	6DV7	6DW7			REMARKS REMARQUES
28	93606-12019	.PIN, DOWEL .GOUPILLE	2	2			
29	90119-08M14	.BOLT, WITH WASHER .BOULON, AVEC RONDELLE	4	4			
30	90280-04M05	.KEY, WOODRUFF .CLAVETTE, DEMI-LUNE	1	1			

